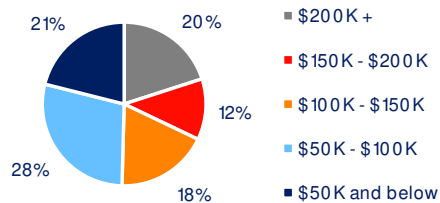


Current Year Demographics	1-Mile Radius	3-Mile Radius	5-Mile Radius	10-Min Drive
Current Population	11,994	77,616	197,908	151,217
Total Daytime Population	9,868	89,285	226,003	192,999
Workplace Population	3,517	41,801	98,986	92,017
Average Household Income	\$111,599	\$141,639	\$163,718	\$144,996
Median Household Income	\$82,448	\$101,093	\$118,312	\$105,128
Total Households	5,023	32,633	79,264	63,564
Median Home Value	\$497,530	\$595,148	\$699,907	\$637,193
College (4+)	50.3%	57.7%	65.2%	62.2%
Total Consumer Spending/Capita (Weekly)	\$439	\$457	\$471	\$447
% of Households with Children	30.1%	26.9%	29.4%	26.7%

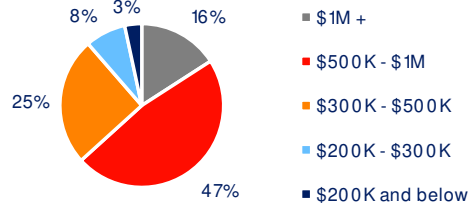
### 2029 Demographic Projections

Projected Population	11,934	77,586	199,223	152,288
Projected Annual Growth Rate	-0.1%	0.0%	0.1%	0.1%
Projected Total Growth Rate (5-Yr)	-0.5%	0.0%	0.7%	0.7%

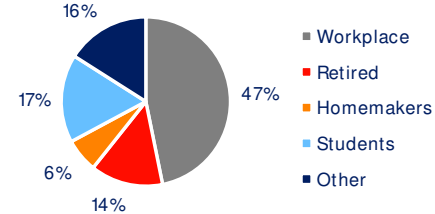
### 3-Mile Radius Section Detail



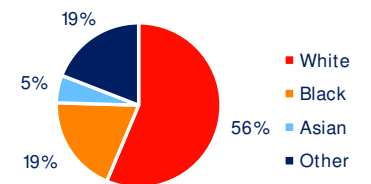
Household Income



Home Value



Daytime Population



Hispanic Origin: 18.8%  
Race