

Conway Crossing

Orlando, FL

Demographic Summary Report

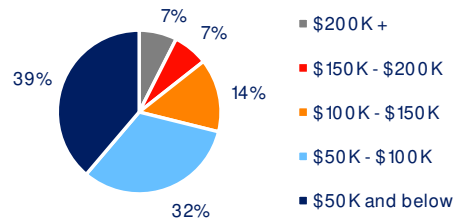
2020 Census, 2024 Estimates & 2029 Projections
Source: Synergos Technologies, Inc

Current Year Demographics	1-Mile Radius	3-Mile Radius	5-Mile Radius	10-Min Drive
Current Population	8,242	88,912	243,579	181,882
Total Daytime Population	6,062	86,431	310,133	194,302
Workplace Population	2,702	43,120	173,716	96,923
Average Household Income	\$127,316	\$91,304	\$90,835	\$94,775
Median Household Income	\$86,901	\$63,319	\$64,171	\$66,612
Total Households	3,113	36,297	96,016	73,425
Median Home Value	\$481,137	\$383,558	\$375,383	\$386,298
College (4+)	34.1%	35.4%	32.5%	35.4%
Total Consumer Spending/Capita (Weekly)	\$444	\$420	\$419	\$419
% of Households with Children	30.2%	26.4%	24.6%	24.9%

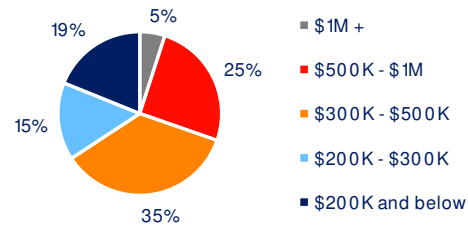
2029 Demographic Projections

Projected Population	8,208	89,621	247,779	184,756
Projected Annual Growth Rate	-0.1%	0.2%	0.3%	0.3%
Projected Total Growth Rate (5-Yr)	-0.4%	0.8%	1.7%	1.6%

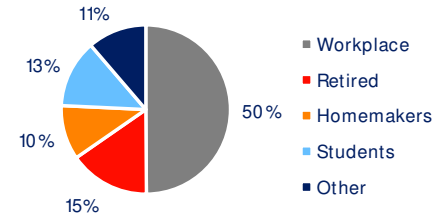
3-Mile Radius Section Detail



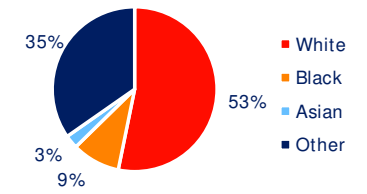
Household Income



Home Value



Daytime Population



Hispanic Origin: 45.8%
Race

BRIXMOR®