

Cosby Station

Douglasville, GA

Demographic Summary Report

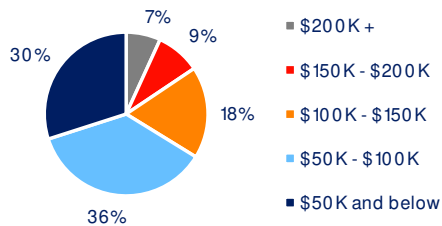
2020 Census, 2024 Estimates & 2029 Projections
Source: Synergos Technologies, Inc

Current Year Demographics	1-Mile Radius	3-Mile Radius	5-Mile Radius	10-Min Drive
Current Population	7,063	37,778	82,983	67,650
Total Daytime Population	7,049	36,845	69,289	60,186
Workplace Population	2,597	12,141	18,540	17,642
Average Household Income	\$79,092	\$90,988	\$93,968	\$90,693
Median Household Income	\$70,920	\$75,370	\$77,495	\$74,345
Total Households	2,857	13,562	28,656	23,762
Median Home Value	\$273,125	\$291,468	\$294,749	\$285,703
College (4+)	28.5%	28.0%	28.9%	28.1%
Total Consumer Spending/Capita (Weekly)	\$415	\$426	\$425	\$419
% of Households with Children	28.5%	30.8%	32.8%	31.6%

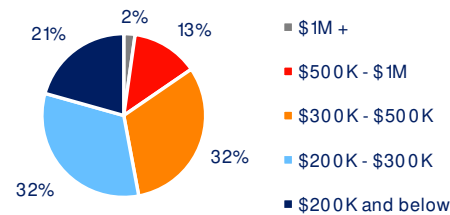
2029 Demographic Projections

Projected Population	7,492	40,239	88,750	72,501
Projected Annual Growth Rate	1.2%	1.3%	1.4%	1.4%
Projected Total Growth Rate (5-Yr)	6.1%	6.5%	6.9%	7.2%

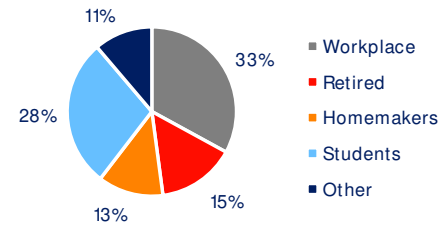
3-Mile Radius Section Detail



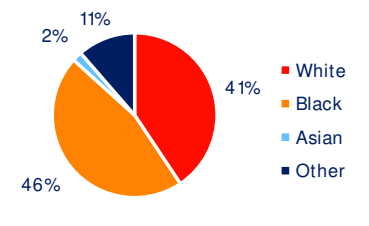
Household Income



Home Value



Daytime Population



Hispanic Origin: 9.3%
Race