

# Country Hills Shopping Center

Torrance, CA

## Demographic Summary Report

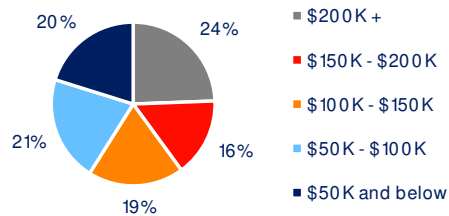
2020 Census, 2024 Estimates & 2029 Projections  
Source: Synergos Technologies, Inc

Current Year Demographics	1-Mile Radius	3-Mile Radius	5-Mile Radius	10-Min Drive
Current Population	11,858	158,450	435,071	365,017
Total Daytime Population	13,061	179,901	480,023	405,989
Workplace Population	7,245	76,485	195,900	172,880
Average Household Income	\$165,440	\$168,930	\$153,442	\$151,469
Median Household Income	\$112,428	\$121,549	\$110,909	\$110,651
Total Households	4,670	59,838	156,571	131,397
Median Home Value	\$1,404,825	\$1,213,081	\$1,001,387	\$1,016,413
College (4+)	57.4%	53.2%	44.6%	44.9%
Total Consumer Spending/Capita (Weekly)	\$518	\$518	\$507	\$507
% of Households with Children	27.4%	28.2%	28.6%	28.7%

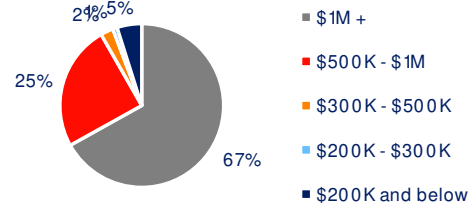
### 2029 Demographic Projections

Projected Population	11,963	160,090	440,491	369,185
Projected Annual Growth Rate	0.2%	0.2%	0.2%	0.2%
Projected Total Growth Rate (5-Yr)	0.9%	1.0%	1.2%	1.1%

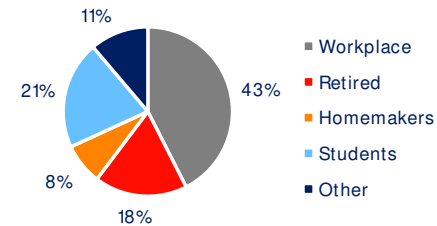
### 3-Mile Radius Section Detail



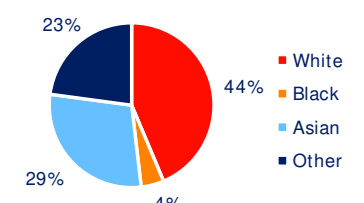
Household Income



Home Value



Daytime Population



Race  
Hispanic Origin: 23.1%

**BRIXMOR®**