

# Creekwood Village

Rex, GA

## Demographic Summary Report

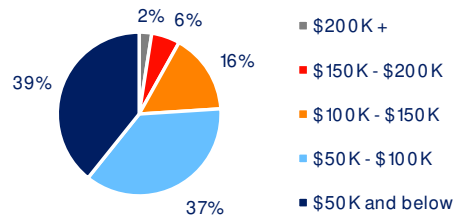
2020 Census, 2024 Estimates & 2029 Projections  
Source: Synergos Technologies, Inc

Current Year Demographics	1-Mile Radius	3-Mile Radius	5-Mile Radius	10-Min Drive
Current Population	9,272	69,831	141,437	114,381
Total Daytime Population	6,371	54,247	128,795	103,584
Workplace Population	594	13,455	40,076	33,619
Average Household Income	\$69,425	\$73,734	\$79,538	\$77,340
Median Household Income	\$61,180	\$61,011	\$64,048	\$63,461
Total Households	3,172	24,705	50,080	40,511
Median Home Value	\$216,012	\$238,023	\$247,959	\$252,041
College (4+)	25.6%	22.0%	23.0%	23.9%
Total Consumer Spending/Capita (Weekly)	\$414	\$418	\$423	\$415
% of Households with Children	28.4%	29.6%	27.4%	28.2%

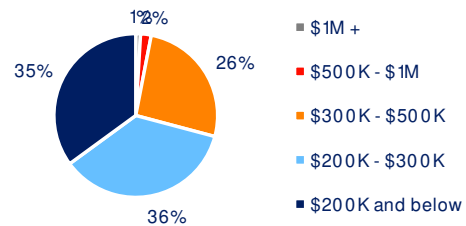
### 2029 Demographic Projections

Projected Population	9,239	72,183	146,337	118,618
Projected Annual Growth Rate	-0.1%	0.7%	0.7%	0.7%
Projected Total Growth Rate (5-Yr)	-0.4%	3.4%	3.5%	3.7%

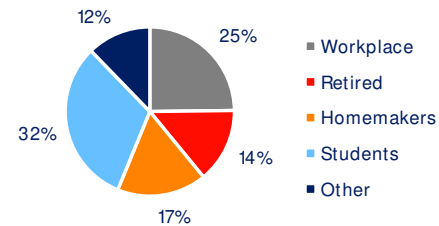
### 3-Mile Radius Section Detail



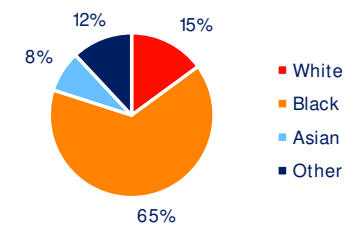
Household Income



Home Value



Daytime Population



Hispanic Origin: 12.4%  
Race

**BRIXMOR**