

Cross Keys Commons

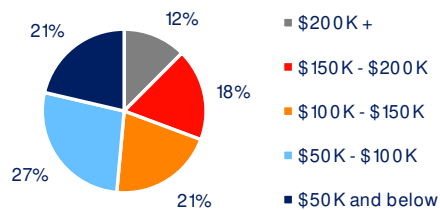
Turnersville, NJ

Demographic Summary Report

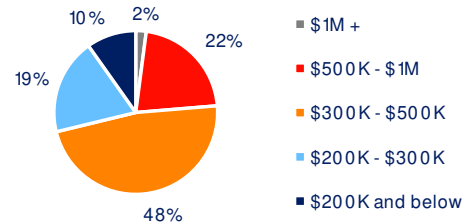
2020 Census, 2024 Estimates & 2029 Projections
Source: Synergos Technologies, Inc

Current Year Demographics	1-Mile Radius	3-Mile Radius	5-Mile Radius	10-Min Drive
Current Population	6,027	61,342	161,942	104,464
Total Daytime Population	7,093	50,929	163,664	109,021
Workplace Population	3,884	18,776	39,365	27,778
Average Household Income	\$127,876	\$125,469	\$118,306	\$121,008
Median Household Income	\$90,587	\$103,416	\$95,601	\$100,018
Total Households	2,217	22,283	57,185	37,973
Median Home Value	\$430,418	\$379,464	\$367,449	\$373,710
College (4+)	40.0%	36.1%	35.0%	34.4%
Total Consumer Spending/Capita (Weekly)	\$504	\$504	\$499	\$502
% of Households with Children	32.2%	30.7%	29.8%	31.1%
2029 Demographic Projections				
Projected Population	6,154	63,301	167,392	108,022
Projected Annual Growth Rate	0.4%	0.6%	0.7%	0.7%
Projected Total Growth Rate (5-Yr)	2.1%	3.2%	3.4%	3.4%

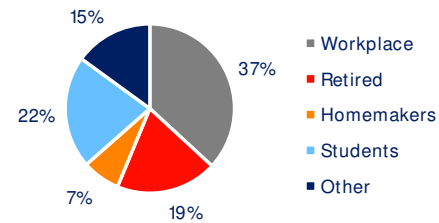
3-Mile Radius Section Detail



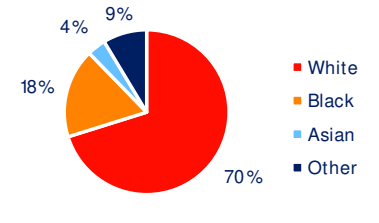
Household Income



Home Value



Daytime Population



Hispanic Origin: 8.3%
Race

BRIXMOR®