

Crossroads Centre - Pasadena

Pasadena, TX

Demographic Summary Report

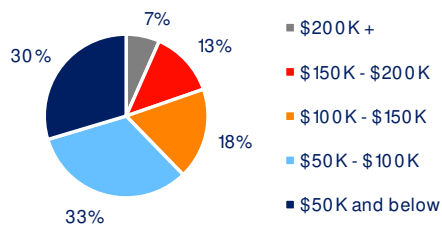
2020 Census, 2024 Estimates & 2029 Projections
Source: Synergos Technologies, Inc

Current Year Demographics	1-Mile Radius	3-Mile Radius	5-Mile Radius	10-Min Drive
Current Population	12,698	93,537	211,147	138,983
Total Daytime Population	19,278	142,569	252,821	188,276
Workplace Population	5,156	47,503	83,917	63,138
Average Household Income	\$86,185	\$99,662	\$99,061	\$94,726
Median Household Income	\$66,508	\$78,018	\$74,589	\$74,844
Total Households	4,294	33,325	71,681	48,582
Median Home Value	\$213,922	\$271,621	\$251,237	\$250,247
College (4+)	12.9%	21.9%	20.4%	20.1%
Total Consumer Spending/Capita (Weekly)	\$414	\$427	\$424	\$427
% of Households with Children	36.9%	30.8%	33.9%	31.4%

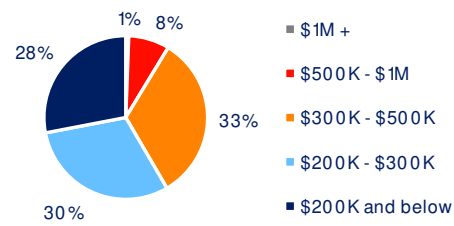
2029 Demographic Projections

Projected Population	12,819	93,512	210,507	139,041
Projected Annual Growth Rate	0.2%	0.0%	-0.1%	0.0%
Projected Total Growth Rate (5-Yr)	0.9%	0.0%	-0.3%	0.0%

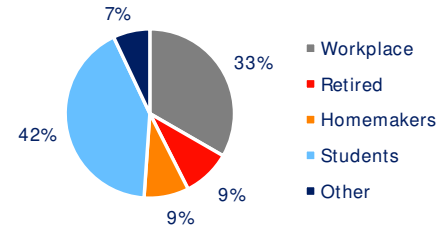
3-Mile Radius Section Detail



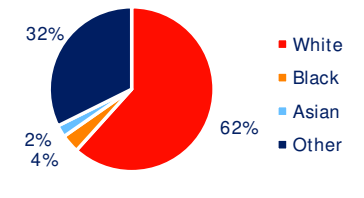
Household Income



Home Value



Daytime Population



Hispanic Origin: 50.1%
Race

BRIXMOR