

Cudahy Plaza

Cudahy, CA

Demographic Summary Report

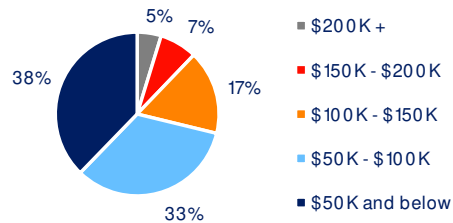
2020 Census, 2024 Estimates & 2029 Projections
Source: Synergos Technologies, Inc

Current Year Demographics	1-Mile Radius	3-Mile Radius	5-Mile Radius	10-Min Drive
Current Population	49,386	355,247	924,455	681,274
Total Daytime Population	38,907	321,887	865,451	621,919
Workplace Population	8,410	96,768	287,919	196,778
Average Household Income	\$71,509	\$81,239	\$84,311	\$84,135
Median Household Income	\$57,520	\$65,494	\$66,450	\$66,874
Total Households	12,942	93,082	238,979	177,394
Median Home Value	\$649,265	\$688,831	\$686,342	\$693,976
College (4+)	8.1%	10.0%	11.0%	11.1%
Total Consumer Spending/Capita (Weekly)	\$452	\$461	\$460	\$459
% of Households with Children	39.1%	39.3%	38.8%	38.3%

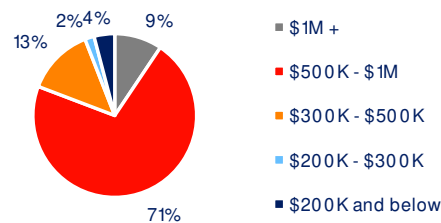
2029 Demographic Projections

Projected Population	49,985	360,880	939,041	692,143
Projected Annual Growth Rate	0.2%	0.3%	0.3%	0.3%
Projected Total Growth Rate (5-Yr)	1.2%	1.6%	1.6%	1.6%

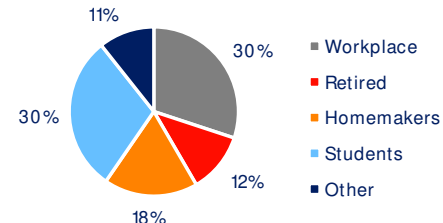
3-Mile Radius Section Detail



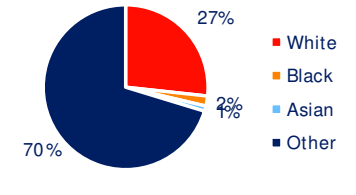
Household Income



Home Value



Daytime Population



Race
Hispanic Origin: 93.6%