

Dalewood I, II & III Shopping Center

Hartsdale, NY

Demographic Summary Report

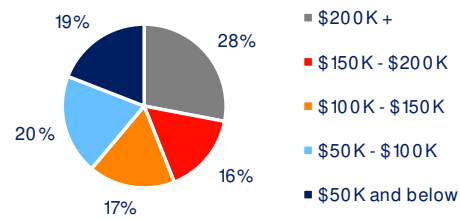
2020 Census, 2024 Estimates & 2029 Projections
Source: Synergos Technologies, Inc

Current Year Demographics	1-Mile Radius	3-Mile Radius	5-Mile Radius	10-Min Drive
Current Population	20,326	120,728	223,013	219,110
Total Daytime Population	23,523	161,212	320,300	306,052
Workplace Population	11,463	71,797	148,509	147,548
Average Household Income	\$157,440	\$199,479	\$227,535	\$219,580
Median Household Income	\$110,263	\$132,014	\$148,285	\$143,089
Total Households	7,860	46,251	81,882	80,535
Median Home Value	\$607,843	\$706,502	\$796,182	\$786,345
College (4+)	47.0%	56.6%	62.3%	60.4%
Total Consumer Spending/Capita (Weekly)	\$579	\$608	\$622	\$595
% of Households with Children	20.9%	28.3%	31.2%	30.8%

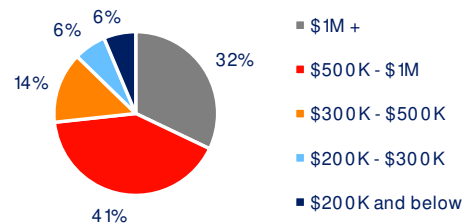
2029 Demographic Projections

Projected Population	20,141	122,094	224,426	220,486
Projected Annual Growth Rate	-0.2%	0.2%	0.1%	0.1%
Projected Total Growth Rate (5-Yr)	-0.9%	1.1%	0.6%	0.6%

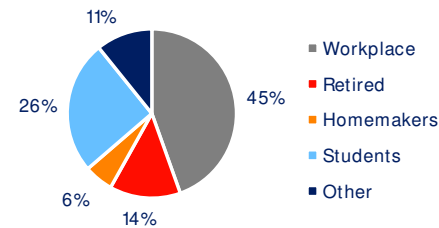
3-Mile Radius Section Detail



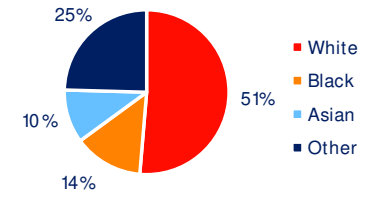
Household Income



Home Value



Daytime Population



Hispanic Origin: 25.8%

Race