

Delco Plaza

Sterling Heights, MI

Demographic Summary Report

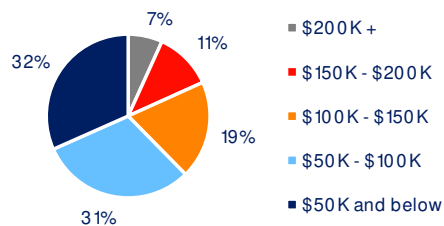
2020 Census, 2024 Estimates & 2029 Projections
Source: Synergos Technologies, Inc

Current Year Demographics	1-Mile Radius	3-Mile Radius	5-Mile Radius	10-Min Drive
Current Population	10,726	97,245	247,302	194,919
Total Daytime Population	12,112	103,222	238,907	201,295
Workplace Population	6,344	46,717	97,314	87,120
Average Household Income	\$91,421	\$96,428	\$105,008	\$101,834
Median Household Income	\$75,957	\$77,714	\$85,384	\$82,654
Total Households	4,546	41,139	98,156	79,403
Median Home Value	\$266,692	\$294,622	\$324,194	\$312,011
College (4+)	28.6%	30.7%	32.4%	32.4%
Total Consumer Spending/Capita (Weekly)	\$438	\$446	\$451	\$442
% of Households with Children	23.2%	23.2%	25.5%	25.3%

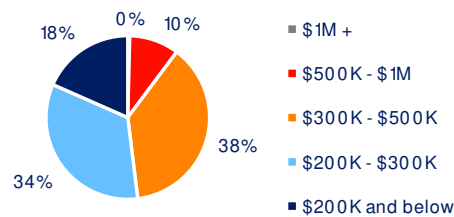
2029 Demographic Projections

Projected Population	10,839	99,222	252,606	199,277
Projected Annual Growth Rate	0.2%	0.4%	0.4%	0.4%
Projected Total Growth Rate (5-Yr)	1.1%	2.0%	2.1%	2.2%

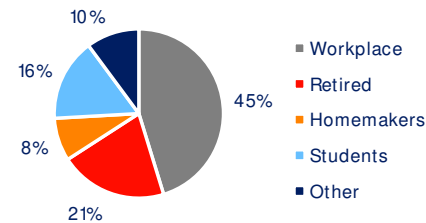
3-Mile Radius Section Detail



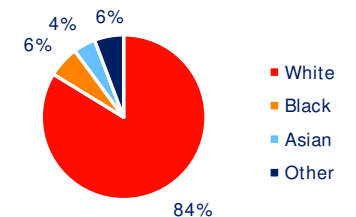
Household Income



Home Value



Daytime Population



Hispanic Origin: 2.8%
Race

BRIXMOR