

Delhi Shopping Center

Cincinnati, OH

Demographic Summary Report

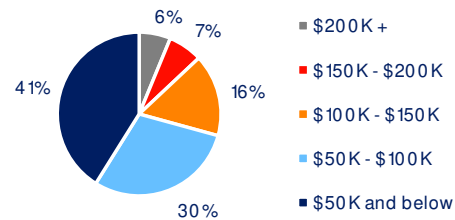
2020 Census, 2024 Estimates & 2029 Projections
Source: Synergos Technologies, Inc

Current Year Demographics	1-Mile Radius	3-Mile Radius	5-Mile Radius	10-Min Drive
Current Population	14,019	82,609	194,542	90,931
Total Daytime Population	8,383	55,695	172,411	60,729
Workplace Population	1,558	12,229	59,908	12,721
Average Household Income	\$91,744	\$86,360	\$85,525	\$76,939
Median Household Income	\$76,986	\$62,821	\$61,300	\$58,005
Total Households	5,450	32,514	79,941	36,387
Median Home Value	\$214,913	\$216,365	\$225,075	\$198,515
College (4+)	26.6%	28.6%	30.3%	26.8%
Total Consumer Spending/Capita (Weekly)	\$426	\$418	\$417	\$421
% of Households with Children	28.8%	28.2%	28.1%	27.9%

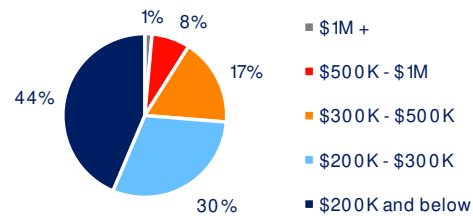
2029 Demographic Projections

Projected Population	13,696	81,010	191,984	88,654
Projected Annual Growth Rate	-0.5%	-0.4%	-0.3%	-0.5%
Projected Total Growth Rate (5-Yr)	-2.3%	-1.9%	-1.3%	-2.5%

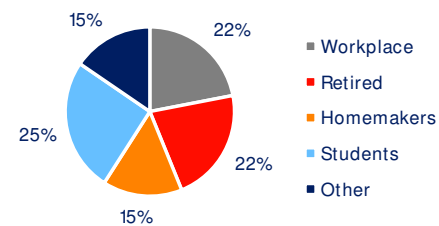
3-Mile Radius Section Detail



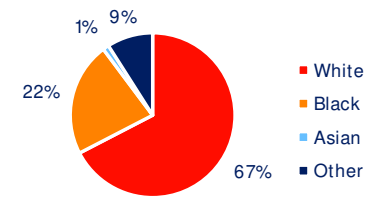
Household Income



Home Value



Daytime Population



Hispanic Origin: 6.2%
Race

BRIXMOR