

Delta Center

Lansing, MI

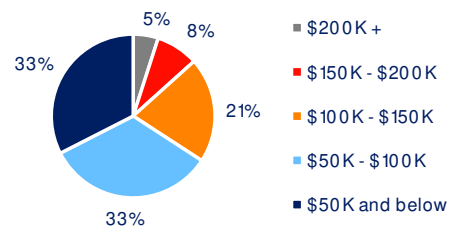
Demographic Summary Report

2020 Census, 2024 Estimates & 2029 Projections
Source: Synergos Technologies, Inc

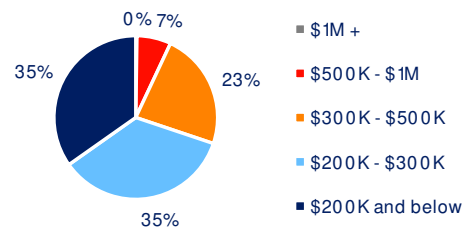
Current Year Demographics	1-Mile Radius	3-Mile Radius	5-Mile Radius	10-Min Drive
Current Population	7,971	41,668	105,742	101,479
Total Daytime Population	11,972	50,417	156,932	165,073
Workplace Population	5,870	23,410	63,131	70,357
Average Household Income	\$79,254	\$88,491	\$77,391	\$79,262
Median Household Income	\$61,932	\$72,272	\$61,929	\$62,721
Total Households	3,811	18,798	46,387	45,250
Median Home Value	\$264,231	\$238,021	\$184,477	\$196,020
College (4+)	36.6%	39.0%	33.3%	35.8%
Total Consumer Spending/Capita (Weekly)	\$414	\$421	\$409	\$420
% of Households with Children	19.9%	20.5%	22.6%	21.1%

2029 Demographic Projections	1-Mile Radius	3-Mile Radius	5-Mile Radius	10-Min Drive
Projected Population	8,321	43,316	110,071	106,769
Projected Annual Growth Rate	0.9%	0.8%	0.8%	1.0%
Projected Total Growth Rate (5-Yr)	4.4%	4.0%	4.1%	5.2%

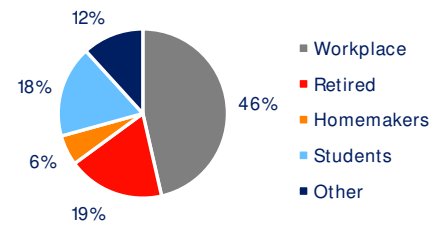
3-Mile Radius Section Detail



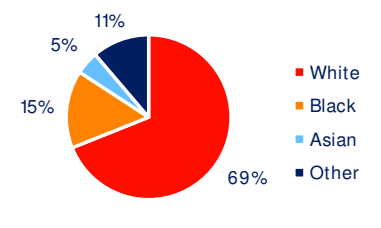
Household Income



Home Value



Daytime Population



Hispanic Origin: 8.8%
Race

BRIXMOR