

Devonshire Place

Cary, NC

Demographic Summary Report

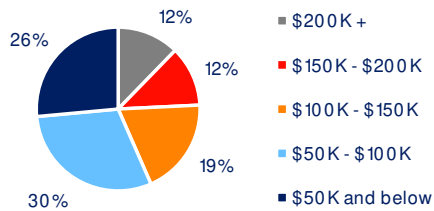
2020 Census, 2024 Estimates & 2029 Projections
Source: Synergos Technologies, Inc

Current Year Demographics	1-Mile Radius	3-Mile Radius	5-Mile Radius	10-Min Drive
Current Population	7,711	76,429	185,643	170,072
Total Daytime Population	9,362	100,108	280,439	277,670
Workplace Population	5,514	48,759	120,825	120,586
Average Household Income	\$98,939	\$117,273	\$128,870	\$122,480
Median Household Income	\$80,758	\$87,940	\$93,604	\$87,049
Total Households	3,615	33,927	76,258	70,656
Median Home Value	\$448,536	\$492,320	\$547,111	\$524,913
College (4+)	55.5%	57.7%	61.3%	58.9%
Total Consumer Spending/Capita (Weekly)	\$445	\$454	\$462	\$446
% of Households with Children	22.4%	22.3%	22.4%	21.1%

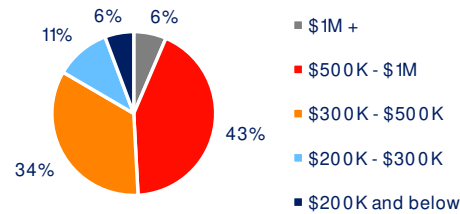
2029 Demographic Projections

Projected Population	7,463	75,682	185,694	171,889
Projected Annual Growth Rate	-0.7%	-0.2%	0.0%	0.2%
Projected Total Growth Rate (5-Yr)	-3.2%	-1.0%	0.0%	1.1%

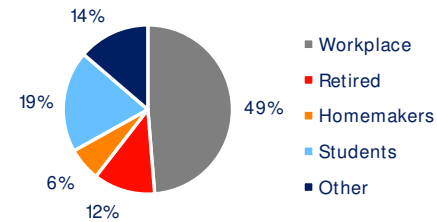
3-Mile Radius Section Detail



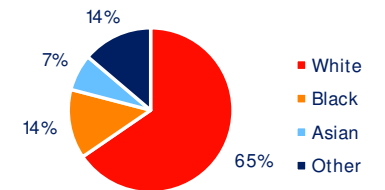
Household Income



Home Value



Daytime Population



Hispanic Origin: 11.8%
Race

