

Dolphin Village

St. Pete Beach, FL

Demographic Summary Report

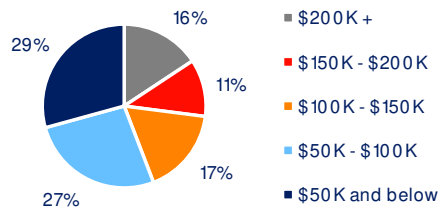
2020 Census, 2024 Estimates & 2029 Projections
Source: Synergos Technologies, Inc

Current Year Demographics	1-Mile Radius	3-Mile Radius	5-Mile Radius	10-Min Drive
Current Population	3,001	35,241	106,925	62,023
Total Daytime Population	4,196	33,345	102,678	62,312
Workplace Population	2,314	9,497	29,867	19,732
Average Household Income	\$212,478	\$131,597	\$113,015	\$129,926
Median Household Income	\$132,476	\$87,206	\$77,796	\$88,400
Total Households	1,576	19,343	51,513	31,209
Median Home Value	\$804,502	\$582,600	\$459,382	\$564,983
College (4+)	55.5%	47.6%	39.6%	45.4%
Total Consumer Spending/Capita (Weekly)	\$492	\$464	\$446	\$477
% of Households with Children	8.5%	6.4%	13.1%	10.3%

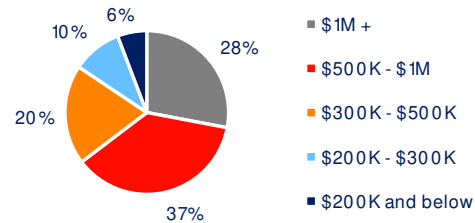
2029 Demographic Projections

Projected Population	2,998	35,052	107,816	62,651
Projected Annual Growth Rate	0.0%	-0.1%	0.2%	0.2%
Projected Total Growth Rate (5-Yr)	-0.1%	-0.5%	0.8%	1.0%

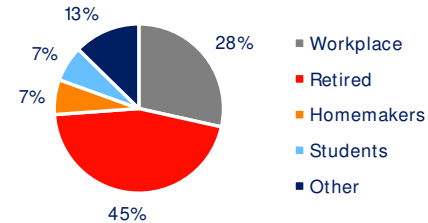
3-Mile Radius Section Detail



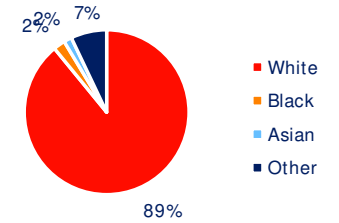
Household Income



Home Value



Daytime Population



Race
Hispanic Origin: 5.6%

BRIXMOR