

# East Port Plaza

Port St. Lucie, FL

## Demographic Summary Report

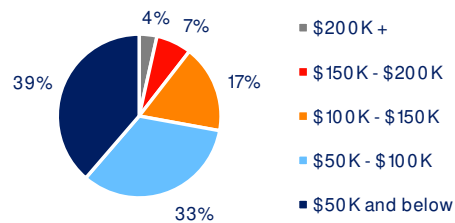
2020 Census, 2024 Estimates & 2029 Projections  
Source: Synergos Technologies, Inc

Current Year Demographics	1-Mile Radius	3-Mile Radius	5-Mile Radius	10-Min Drive
Current Population	6,040	62,616	138,559	85,788
Total Daytime Population	7,784	49,390	103,395	77,092
Workplace Population	4,161	14,490	27,242	23,585
Average Household Income	\$66,710	\$79,230	\$88,506	\$84,455
Median Household Income	\$49,207	\$64,285	\$69,736	\$66,985
Total Households	2,980	26,030	55,045	35,732
Median Home Value	\$210,873	\$320,850	\$358,556	\$337,146
College (4+)	19.5%	23.2%	24.4%	24.3%
Total Consumer Spending/Capita (Weekly)	\$443	\$453	\$458	\$450
% of Households with Children	18.0%	21.6%	25.2%	22.0%

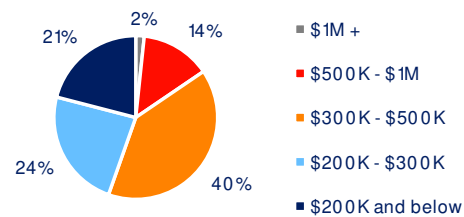
### 2029 Demographic Projections

Projected Population	5,829	63,213	145,330	87,513
Projected Annual Growth Rate	-0.7%	0.2%	1.0%	0.4%
Projected Total Growth Rate (5-Yr)	-3.5%	1.0%	4.9%	2.0%

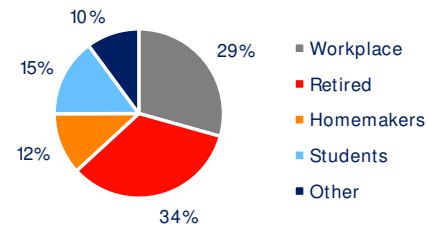
### 3-Mile Radius Section Detail



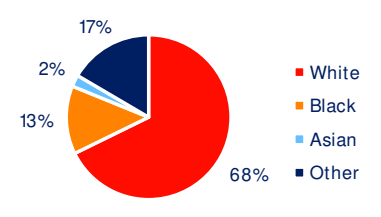
Household Income



Home Value



Daytime Population



Hispanic Origin: 19%  
Race

**BRIXMOR**