

Eastgate Shopping Center

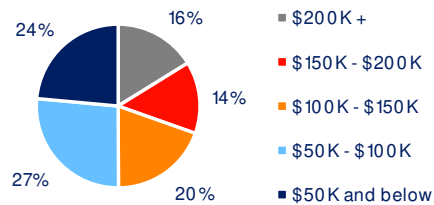
Louisville, KY

Demographic Summary Report

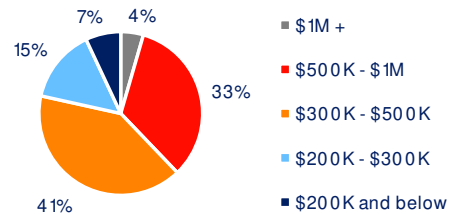
2020 Census, 2024 Estimates & 2029 Projections
Source: Synergos Technologies, Inc

Current Year Demographics	1-Mile Radius	3-Mile Radius	5-Mile Radius	10-Min Drive
Current Population	7,242	47,743	140,059	117,168
Total Daytime Population	12,465	62,015	150,031	135,362
Workplace Population	7,409	34,530	74,856	71,855
Average Household Income	\$111,958	\$135,292	\$123,170	\$128,390
Median Household Income	\$90,987	\$99,867	\$93,949	\$97,675
Total Households	3,146	20,216	58,884	49,115
Median Home Value	\$344,142	\$435,239	\$392,668	\$416,005
College (4+)	56.5%	58.3%	52.7%	54.4%
Total Consumer Spending/Capita (Weekly)	\$440	\$456	\$447	\$451
% of Households with Children	24.5%	25.2%	26.7%	27.1%
2029 Demographic Projections				
Projected Population	8,198	52,226	149,186	125,425
Projected Annual Growth Rate	2.5%	1.8%	1.3%	1.4%
Projected Total Growth Rate (5-Yr)	13.2%	9.4%	6.5%	7.0%

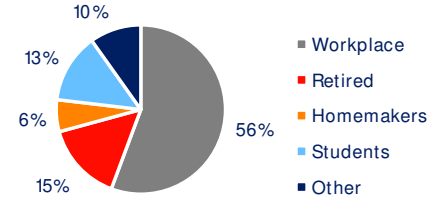
3-Mile Radius Section Detail



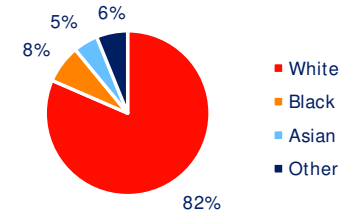
Household Income



Home Value



Daytime Population



Hispanic Origin: 3.3%
Race

BRIXMOR