

Eastlake Plaza

Marietta, GA

Demographic Summary Report

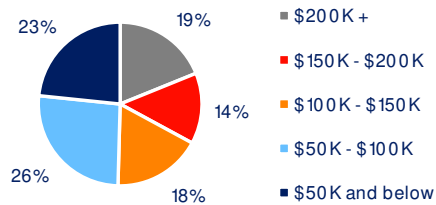
2020 Census, 2024 Estimates & 2029 Projections
Source: Synergos Technologies, Inc

Current Year Demographics	1-Mile Radius	3-Mile Radius	5-Mile Radius	10-Min Drive
Current Population	9,257	76,294	199,219	156,062
Total Daytime Population	8,696	78,769	266,502	223,831
Workplace Population	2,313	26,083	119,441	108,556
Average Household Income	\$116,105	\$132,294	\$136,487	\$127,264
Median Household Income	\$83,708	\$101,164	\$100,846	\$94,705
Total Households	3,996	28,922	77,750	63,087
Median Home Value	\$566,752	\$538,278	\$558,319	\$538,148
College (4+)	58.0%	53.9%	55.5%	54.4%
Total Consumer Spending/Capita (Weekly)	\$445	\$459	\$459	\$452
% of Households with Children	21.3%	28.0%	29.1%	26.9%

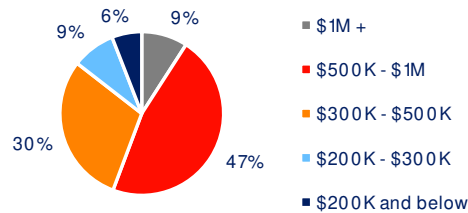
2029 Demographic Projections

Projected Population	9,413	77,926	205,616	161,594
Projected Annual Growth Rate	0.3%	0.4%	0.6%	0.7%
Projected Total Growth Rate (5-Yr)	1.7%	2.1%	3.2%	3.5%

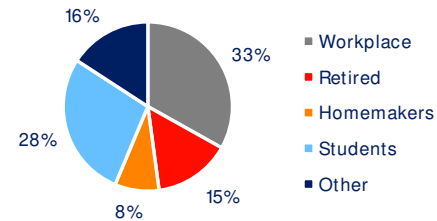
3-Mile Radius Section Detail



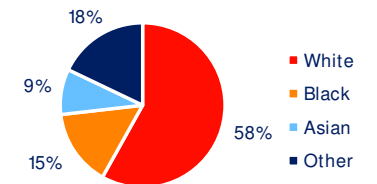
Household Income



Home Value



Daytime Population



Hispanic Origin: 14.4%
Race