

El Camino

Bellaire, TX

Demographic Summary Report

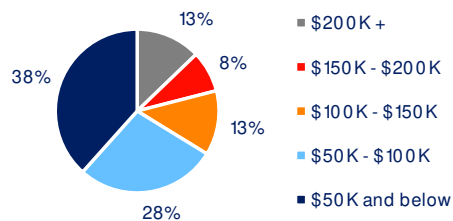
2020 Census, 2024 Estimates & 2029 Projections
Source: Synergos Technologies, Inc

Current Year Demographics	1-Mile Radius	3-Mile Radius	5-Mile Radius	10-Min Drive
Current Population	30,412	216,921	553,243	379,078
Total Daytime Population	28,970	248,443	733,090	450,304
Workplace Population	10,994	107,634	408,247	226,473
Average Household Income	\$94,994	\$118,830	\$123,544	\$123,272
Median Household Income	\$54,971	\$66,847	\$68,509	\$70,040
Total Households	10,643	85,014	233,603	161,229
Median Home Value	\$427,406	\$456,588	\$365,667	\$406,462
College (4+)	27.9%	42.2%	45.8%	46.9%
Total Consumer Spending/Capita (Weekly)	\$414	\$424	\$425	\$417
% of Households with Children	37.0%	31.1%	26.0%	26.5%

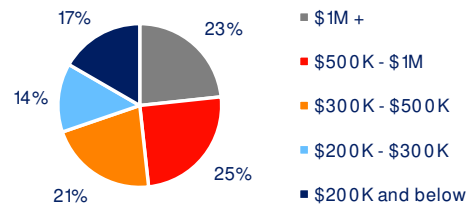
2029 Demographic Projections

Projected Population	29,664	214,610	557,452	381,233
Projected Annual Growth Rate	-0.5%	-0.2%	0.2%	0.1%
Projected Total Growth Rate (5-Yr)	-2.5%	-1.1%	0.8%	0.6%

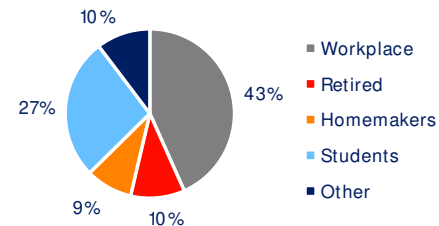
3-Mile Radius Section Detail



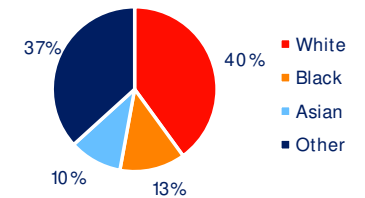
Household Income



Home Value



Daytime Population



Hispanic Origin: 44.9%

Race