

Ellisville Square

Ellisville, MO

Demographic Summary Report

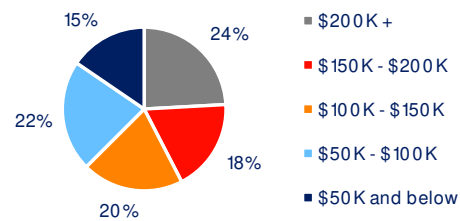
2020 Census, 2024 Estimates & 2029 Projections
Source: Synergos Technologies, Inc

Current Year Demographics	1-Mile Radius	3-Mile Radius	5-Mile Radius	10-Min Drive
Current Population	8,358	68,651	142,492	119,831
Total Daytime Population	14,458	55,393	135,070	118,230
Workplace Population	6,142	14,996	46,592	40,938
Average Household Income	\$148,520	\$162,784	\$166,757	\$159,223
Median Household Income	\$111,254	\$129,646	\$129,496	\$126,610
Total Households	3,399	26,045	54,861	46,398
Median Home Value	\$413,015	\$469,330	\$463,395	\$455,207
College (4+)	54.8%	64.2%	65.5%	64.8%
Total Consumer Spending/Capita (Weekly)	\$470	\$482	\$482	\$476
% of Households with Children	26.9%	31.8%	31.2%	31.0%

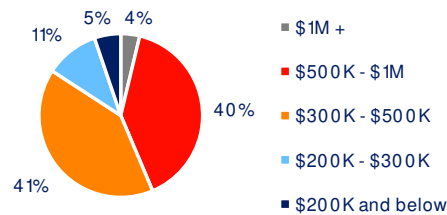
2029 Demographic Projections

Projected Population	8,624	69,866	145,290	122,124
Projected Annual Growth Rate	0.6%	0.4%	0.4%	0.4%
Projected Total Growth Rate (5-Yr)	3.2%	1.8%	2.0%	1.9%

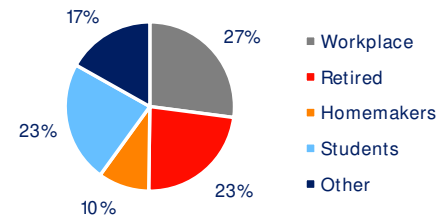
3-Mile Radius Section Detail



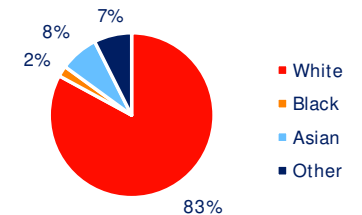
Household Income



Home Value



Daytime Population



Hispanic Origin: 3.6%
Race