

Elmhurst Crossing

Elmhurst, IL

Demographic Summary Report

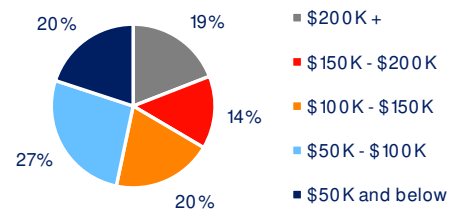
2020 Census, 2024 Estimates & 2029 Projections
Source: Synergos Technologies, Inc

Current Year Demographics	1-Mile Radius	3-Mile Radius	5-Mile Radius	10-Min Drive
Current Population	14,970	115,226	279,345	260,494
Total Daytime Population	18,823	143,777	370,168	357,005
Workplace Population	8,156	75,129	201,454	199,238
Average Household Income	\$181,549	\$147,324	\$125,149	\$127,631
Median Household Income	\$122,192	\$107,316	\$92,512	\$93,862
Total Households	5,641	41,836	102,185	94,483
Median Home Value	\$494,236	\$431,823	\$375,492	\$378,559
College (4+)	56.4%	45.6%	37.6%	37.3%
Total Consumer Spending/Capita (Weekly)	\$514	\$501	\$489	\$510
% of Households with Children	28.9%	30.9%	28.2%	28.8%

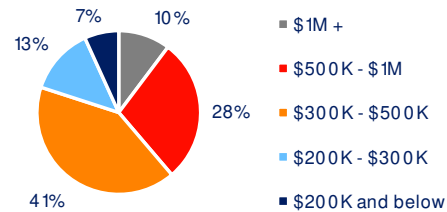
2029 Demographic Projections

Projected Population	15,035	116,021	280,676	261,791
Projected Annual Growth Rate	0.1%	0.1%	0.1%	0.1%
Projected Total Growth Rate (5-Yr)	0.4%	0.7%	0.5%	0.5%

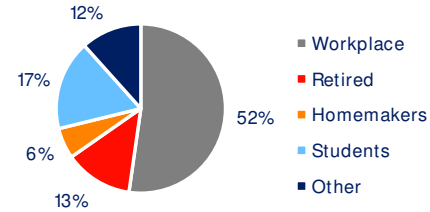
3-Mile Radius Section Detail



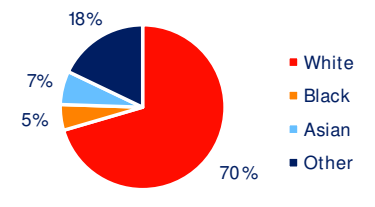
Household Income



Home Value



Daytime Population



Hispanic Origin: 20.2%
Race

BRIXMOR