

Fairview Corners I & II

Simpsonville, SC

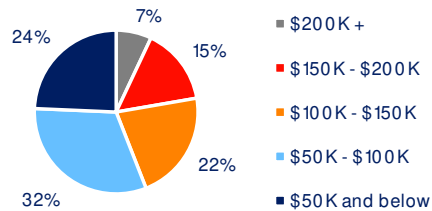
Demographic Summary Report

2020 Census, 2024 Estimates & 2029 Projections
Source: Synergos Technologies, Inc

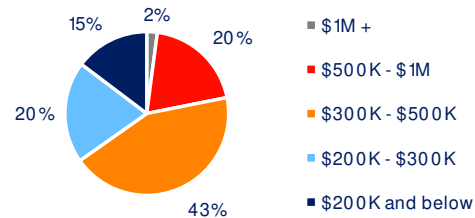
Current Year Demographics	1-Mile Radius	3-Mile Radius	5-Mile Radius	10-Min Drive
Current Population	7,001	46,695	87,260	75,040
Total Daytime Population	4,647	33,848	62,781	55,440
Workplace Population	2,194	9,857	17,183	16,323
Average Household Income	\$105,140	\$107,903	\$104,106	\$105,136
Median Household Income	\$89,400	\$89,089	\$86,251	\$86,813
Total Households	2,635	17,791	32,955	28,656
Median Home Value	\$350,643	\$358,105	\$349,856	\$348,120
College (4+)	30.7%	37.2%	36.7%	37.0%
Total Consumer Spending/Capita (Weekly)	\$423	\$432	\$429	\$431
% of Households with Children	33.4%	32.7%	32.9%	32.0%

2029 Demographic Projections	1-Mile Radius	3-Mile Radius	5-Mile Radius	10-Min Drive
Projected Population	7,666	51,506	96,216	82,317
Projected Annual Growth Rate	1.8%	2.0%	2.0%	1.9%
Projected Total Growth Rate (5-Yr)	9.5%	10.3%	10.3%	9.7%

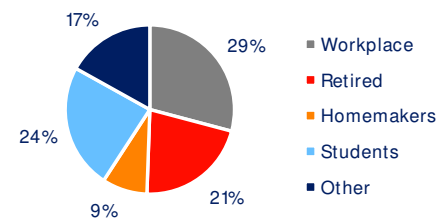
3-Mile Radius Section Detail



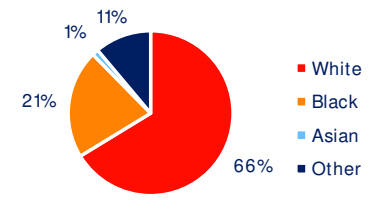
Household Income



Home Value



Daytime Population



Hispanic Origin: 8.5%
Race

BRIXMOR