

Farmington Crossroads

Farmington, MI

Demographic Summary Report

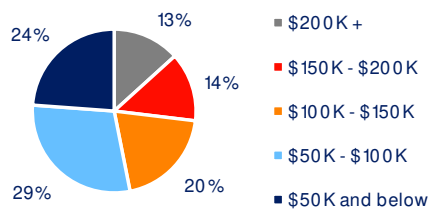
2020 Census, 2024 Estimates & 2029 Projections
Source: Synergos Technologies, Inc

Current Year Demographics	1-Mile Radius	3-Mile Radius	5-Mile Radius	10-Min Drive
Current Population	9,928	80,043	215,151	139,817
Total Daytime Population	10,928	82,338	263,076	165,244
Workplace Population	4,856	37,610	126,235	86,675
Average Household Income	\$109,879	\$119,534	\$114,006	\$109,344
Median Household Income	\$86,578	\$93,463	\$89,642	\$84,856
Total Households	4,933	34,716	91,481	59,679
Median Home Value	\$329,296	\$354,545	\$340,272	\$318,160
College (4+)	50.8%	51.1%	48.0%	46.3%
Total Consumer Spending/Capita (Weekly)	\$451	\$456	\$456	\$447
% of Households with Children	15.7%	22.9%	23.4%	24.2%

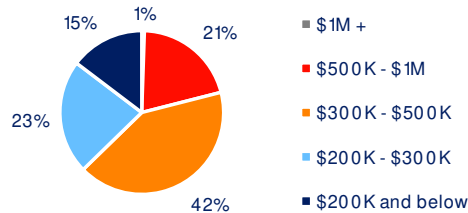
2029 Demographic Projections

Projected Population	10,078	81,061	217,879	141,359
Projected Annual Growth Rate	0.3%	0.3%	0.3%	0.2%
Projected Total Growth Rate (5-Yr)	1.5%	1.3%	1.3%	1.1%

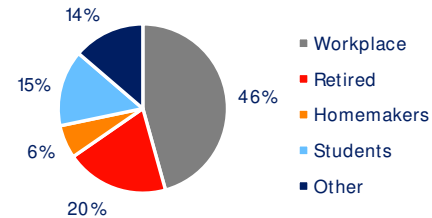
3-Mile Radius Section Detail



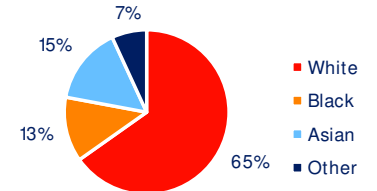
Household Income



Home Value



Daytime Population



Hispanic Origin: 3.1%
Race

