

# Felicita Plaza

Escondido, CA

## Demographic Summary Report

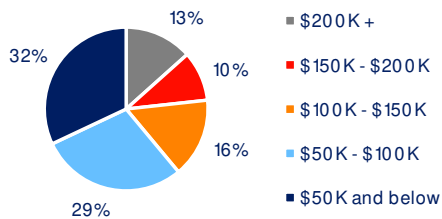
2020 Census, 2024 Estimates & 2029 Projections  
Source: Synergos Technologies, Inc

Current Year Demographics	1-Mile Radius	3-Mile Radius	5-Mile Radius	10-Min Drive
Current Population	19,580	114,921	193,141	199,505
Total Daytime Population	13,688	118,560	188,701	201,262
Workplace Population	5,150	46,164	59,329	72,818
Average Household Income	\$114,309	\$106,832	\$118,598	\$119,189
Median Household Income	\$86,345	\$78,136	\$89,217	\$90,934
Total Households	5,937	36,444	63,638	66,807
Median Home Value	\$862,926	\$844,782	\$850,881	\$858,447
College (4+)	31.4%	26.4%	31.5%	33.6%
Total Consumer Spending/Capita (Weekly)	\$489	\$484	\$495	\$484
% of Households with Children	35.7%	33.5%	31.1%	30.7%

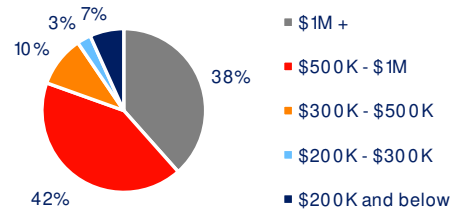
### 2029 Demographic Projections

Projected Population	19,969	116,957	196,426	202,818
Projected Annual Growth Rate	0.4%	0.4%	0.3%	0.3%
Projected Total Growth Rate (5-Yr)	2.0%	1.8%	1.7%	1.7%

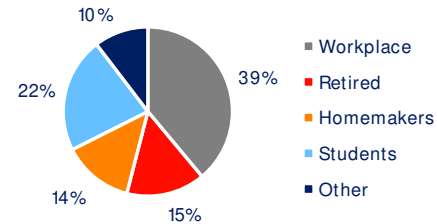
### 3-Mile Radius Section Detail



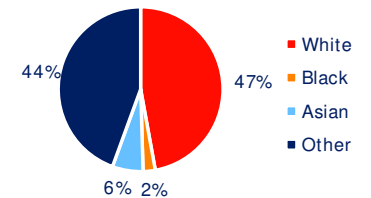
Household Income



Home Value



Daytime Population



Hispanic Origin: 54.3%

Race