

Florence Plaza

Florence, KY

Demographic Summary Report

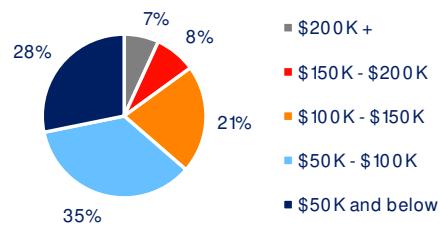
2020 Census, 2024 Estimates & 2029 Projections
Source: Synergos Technologies, Inc

Current Year Demographics	1-Mile Radius	3-Mile Radius	5-Mile Radius	10-Min Drive
Current Population	8,285	65,322	138,521	132,448
Total Daytime Population	15,896	83,383	158,989	165,003
Workplace Population	9,127	49,123	81,274	89,074
Average Household Income	\$91,609	\$96,070	\$103,489	\$101,340
Median Household Income	\$78,307	\$78,344	\$83,143	\$79,436
Total Households	3,212	26,026	52,106	51,263
Median Home Value	\$272,922	\$261,708	\$276,085	\$267,205
College (4+)	27.5%	30.6%	33.6%	33.2%
Total Consumer Spending/Capita (Weekly)	\$429	\$429	\$433	\$422
% of Households with Children	22.1%	26.1%	29.8%	28.7%

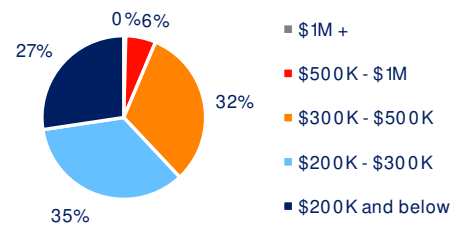
2029 Demographic Projections

Projected Population	8,813	69,643	146,625	139,853
Projected Annual Growth Rate	1.2%	1.3%	1.1%	1.1%
Projected Total Growth Rate (5-Yr)	6.4%	6.6%	5.9%	5.6%

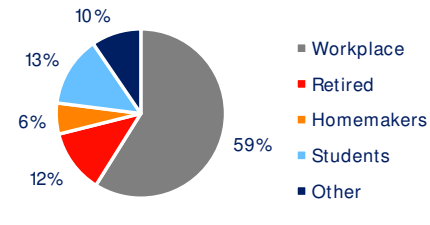
3-Mile Radius Section Detail



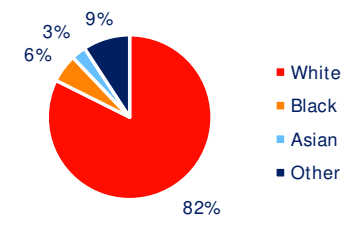
Household Income



Home Value



Daytime Population



Hispanic Origin: 5.7%
Race

BRIXMOR®