

# Florence Square

Florence, KY

## Demographic Summary Report

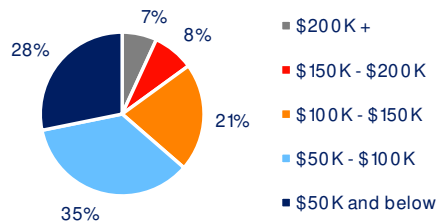
2020 Census, 2024 Estimates & 2029 Projections  
Source: Synergos Technologies, Inc

| Current Year Demographics               | 1-Mile Radius | 3-Mile Radius | 5-Mile Radius | 10-Min Drive |
|---|---------------|---------------|---------------|--------------|
| Current Population                      | 8,285         | 65,322        | 138,521       | 132,448      |
| Total Daytime Population                | 15,896        | 83,383        | 158,989       | 165,003      |
| Workplace Population                    | 9,127         | 49,123        | 81,274        | 89,074       |
| Average Household Income                | \$91,609      | \$96,070      | \$103,489     | \$101,340    |
| Median Household Income                 | \$78,307      | \$78,344      | \$83,143      | \$79,436     |
| Total Households                        | 3,212         | 26,026        | 52,106        | 51,263       |
| Median Home Value                       | \$272,922     | \$261,708     | \$276,085     | \$267,205    |
| College (4+)                            | 27.5%         | 30.6%         | 33.6%         | 33.2%        |
| Total Consumer Spending/Capita (Weekly) | \$429         | \$429         | \$433         | \$422        |
| % of Households with Children           | 22.1%         | 26.1%         | 29.8%         | 28.7%        |

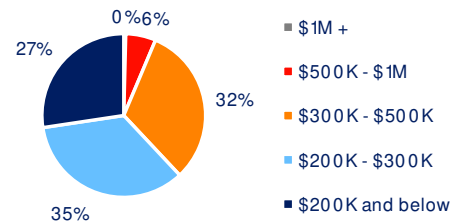
### 2029 Demographic Projections

|                                    |       |        |         |         |
|------------------------------------|-------|--------|---------|---------|
| Projected Population               | 8,813 | 69,643 | 146,625 | 139,853 |
| Projected Annual Growth Rate       | 1.2%  | 1.3%   | 1.1%    | 1.1%    |
| Projected Total Growth Rate (5-Yr) | 6.4%  | 6.6%   | 5.9%    | 5.6%    |

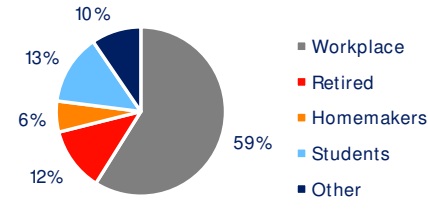
### 3-Mile Radius Section Detail



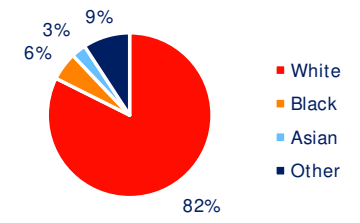
Household Income



Home Value



Daytime Population



Hispanic Origin: 5.7%  
Race