

# Fox Run

Prince Frederick, MD

## Demographic Summary Report

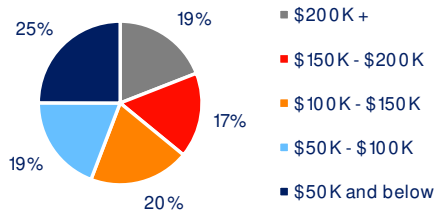
2020 Census, 2024 Estimates & 2029 Projections  
Source: Synergos Technologies, Inc

Current Year Demographics	1-Mile Radius	3-Mile Radius	5-Mile Radius	10-Min Drive
Current Population	2,067	9,665	23,060	23,495
Total Daytime Population	7,108	14,593	25,048	25,554
Workplace Population	3,835	6,585	9,027	9,044
Average Household Income	\$120,591	\$130,528	\$148,427	\$147,747
Median Household Income	\$109,852	\$113,945	\$132,469	\$131,034
Total Households	741	3,337	7,824	7,976
Median Home Value	\$487,262	\$509,963	\$564,834	\$563,398
College (4+)	27.9%	30.1%	33.0%	33.1%
Total Consumer Spending/Capita (Weekly)	\$495	\$497	\$511	\$495
% of Households with Children	29.5%	33.1%	33.9%	34.4%

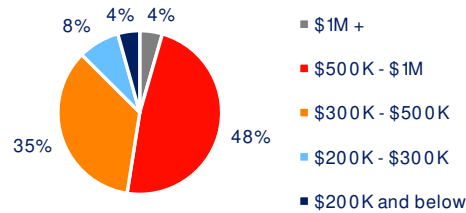
### 2029 Demographic Projections

Projected Population	2,290	10,453	24,290	24,771
Projected Annual Growth Rate	2.1%	1.6%	1.0%	1.1%
Projected Total Growth Rate (5-Yr)	10.8%	8.2%	5.3%	5.4%

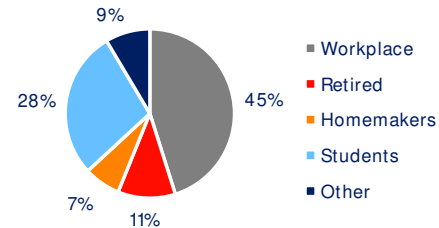
### 3-Mile Radius Section Detail



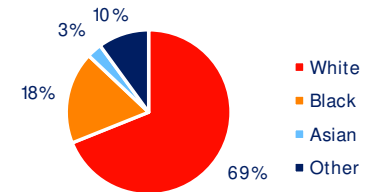
Household Income



Home Value



Daytime Population



Hispanic Origin: 6.2%

Race