

Franklin Square

Gastonia, NC

Demographic Summary Report

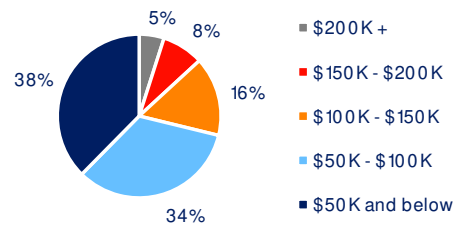
2020 Census, 2024 Estimates & 2029 Projections
Source: Synergos Technologies, Inc

Current Year Demographics	1-Mile Radius	3-Mile Radius	5-Mile Radius	10-Min Drive
Current Population	3,480	47,570	114,811	110,422
Total Daytime Population	6,519	44,858	110,185	115,701
Workplace Population	4,050	21,281	40,418	44,008
Average Household Income	\$96,296	\$84,875	\$86,600	\$83,026
Median Household Income	\$71,702	\$66,677	\$64,067	\$60,976
Total Households	1,403	19,466	46,263	45,157
Median Home Value	\$315,890	\$289,761	\$293,475	\$278,550
College (4+)	32.5%	26.8%	26.9%	26.0%
Total Consumer Spending/Capita (Weekly)	\$425	\$417	\$417	\$415
% of Households with Children	24.7%	25.8%	26.3%	25.4%

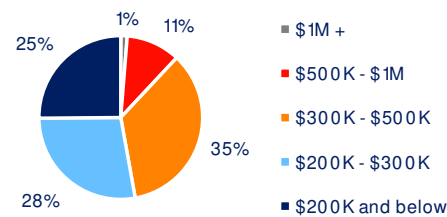
2029 Demographic Projections

Projected Population	3,372	46,557	116,086	112,220
Projected Annual Growth Rate	-0.6%	-0.4%	0.2%	0.3%
Projected Total Growth Rate (5-Yr)	-3.1%	-2.1%	1.1%	1.6%

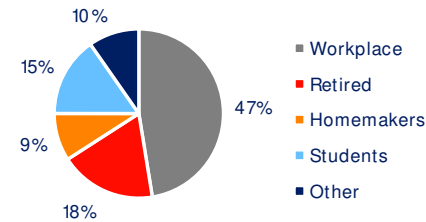
3-Mile Radius Section Detail



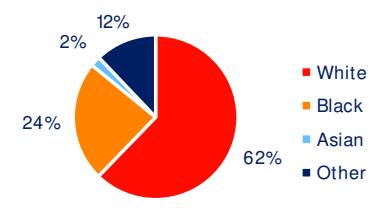
Household Income



Home Value



Daytime Population



Hispanic Origin: 10.7%
Race

BRIXMOR