

Freedom Square

Naples, FL

Demographic Summary Report

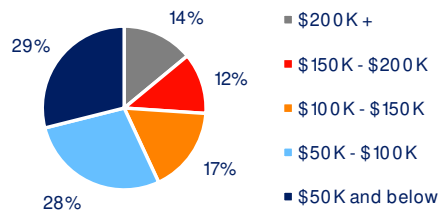
2020 Census, 2024 Estimates & 2029 Projections
Source: Synergos Technologies, Inc

Current Year Demographics	1-Mile Radius	3-Mile Radius	5-Mile Radius	10-Min Drive
Current Population	5,998	35,307	59,332	49,589
Total Daytime Population	4,909	33,807	54,486	49,899
Workplace Population	1,620	7,098	11,414	10,782
Average Household Income	\$128,222	\$126,343	\$124,922	\$126,478
Median Household Income	\$89,997	\$85,352	\$86,704	\$85,749
Total Households	2,756	15,417	27,032	22,252
Median Home Value	\$597,383	\$630,058	\$580,792	\$592,316
College (4+)	41.5%	35.5%	36.8%	36.1%
Total Consumer Spending/Capita (Weekly)	\$475	\$472	\$475	\$473
% of Households with Children	14.5%	17.9%	14.8%	15.6%

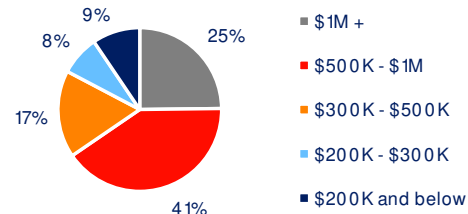
2029 Demographic Projections

Projected Population	6,718	39,341	65,620	54,810
Projected Annual Growth Rate	2.3%	2.2%	2.0%	2.0%
Projected Total Growth Rate (5-Yr)	12.0%	11.4%	10.6%	10.5%

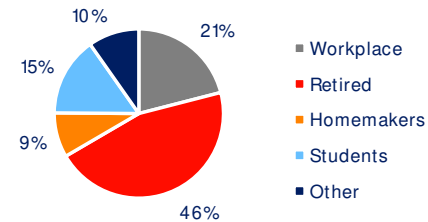
3-Mile Radius Section Detail



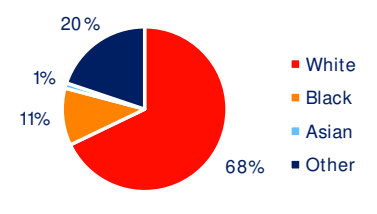
Household Income



Home Value



Daytime Population



Race
Hispanic Origin: 26.9%

BRIXMOR