

Garner Towne Square

Garner, NC

Demographic Summary Report

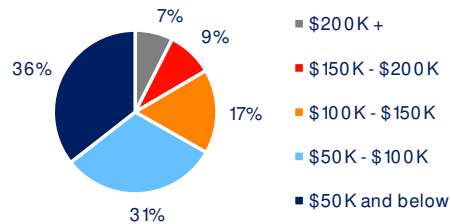
2020 Census, 2024 Estimates & 2029 Projections
Source: Synergos Technologies, Inc

Current Year Demographics	1-Mile Radius	3-Mile Radius	5-Mile Radius	10-Min Drive
Current Population	5,993	50,038	141,328	98,220
Total Daytime Population	8,275	51,841	209,549	143,972
Workplace Population	3,749	22,696	79,903	66,955
Average Household Income	\$87,098	\$92,461	\$100,277	\$99,321
Median Household Income	\$69,865	\$68,807	\$72,600	\$71,998
Total Households	2,440	19,363	55,012	39,397
Median Home Value	\$311,030	\$323,867	\$362,521	\$354,038
College (4+)	25.5%	34.9%	41.1%	40.0%
Total Consumer Spending/Capita (Weekly)	\$443	\$442	\$441	\$447
% of Households with Children	31.8%	26.4%	23.5%	22.9%

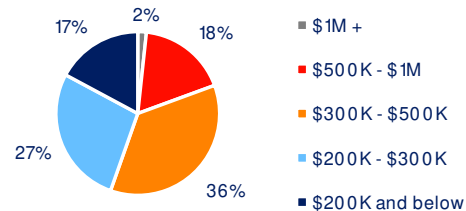
2029 Demographic Projections

Projected Population	6,352	53,594	149,594	104,562
Projected Annual Growth Rate	1.2%	1.4%	1.1%	1.3%
Projected Total Growth Rate (5-Yr)	6.0%	7.1%	5.8%	6.5%

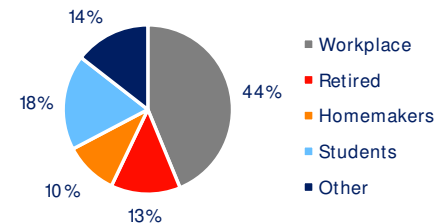
3-Mile Radius Section Detail



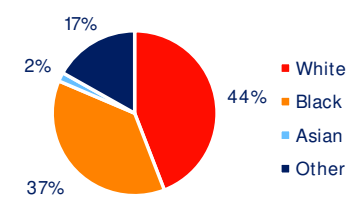
Household Income



Home Value



Daytime Population



Hispanic Origin: 16.9%
Race

BRIXMOR®