

# Gateway Plaza - Vallejo

Vallejo, CA

## Demographic Summary Report

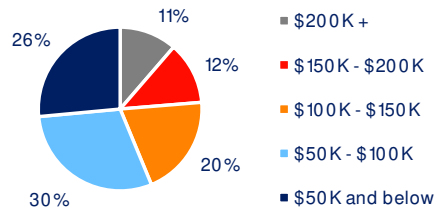
2020 Census, 2024 Estimates & 2029 Projections  
Source: Synergos Technologies, Inc

Current Year Demographics	1-Mile Radius	3-Mile Radius	5-Mile Radius	10-Min Drive
Current Population	13,912	114,397	160,718	169,648
Total Daytime Population	9,901	86,016	119,516	138,369
Workplace Population	2,745	24,631	33,120	37,884
Average Household Income	\$129,080	\$113,973	\$122,371	\$122,166
Median Household Income	\$112,518	\$88,191	\$96,098	\$96,110
Total Households	4,680	38,918	54,371	58,154
Median Home Value	\$662,977	\$598,104	\$637,834	\$641,862
College (4+)	33.2%	26.2%	29.5%	29.7%
Total Consumer Spending/Capita (Weekly)	\$551	\$531	\$539	\$530
% of Households with Children	24.4%	27.0%	27.4%	27.5%

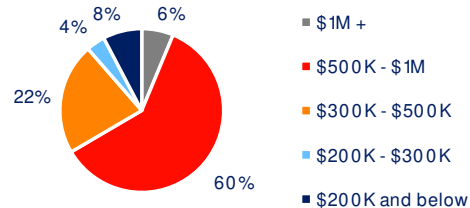
### 2029 Demographic Projections

Projected Population	14,121	116,396	163,785	173,031
Projected Annual Growth Rate	0.3%	0.3%	0.4%	0.4%
Projected Total Growth Rate (5-Yr)	1.5%	1.7%	1.9%	2.0%

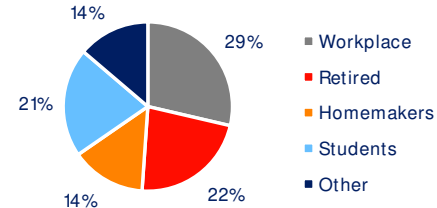
### 3-Mile Radius Section Detail



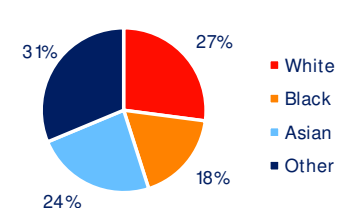
Household Income



Home Value



Daytime Population



Hispanic Origin: 29.9%  
Race

**BRIXMOR®**