

# Georgetown Square

Murfreesboro, TN

## Demographic Summary Report

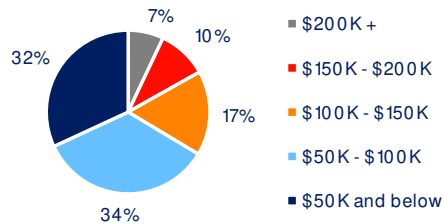
2020 Census, 2024 Estimates & 2029 Projections  
Source: Synergos Technologies, Inc

Current Year Demographics	1-Mile Radius	3-Mile Radius	5-Mile Radius	10-Min Drive
Current Population	4,709	65,871	160,042	130,056
Total Daytime Population	11,049	80,404	178,317	159,590
Workplace Population	7,864	39,827	58,730	55,328
Average Household Income	\$96,008	\$94,633	\$96,663	\$93,809
Median Household Income	\$71,573	\$71,446	\$74,670	\$71,035
Total Households	2,038	27,093	61,876	50,856
Median Home Value	\$348,557	\$404,197	\$409,520	\$397,907
College (4+)	33.2%	39.2%	38.8%	38.4%
Total Consumer Spending/Capita (Weekly)	\$411	\$405	\$405	\$412
% of Households with Children	23.5%	26.4%	28.2%	27.3%

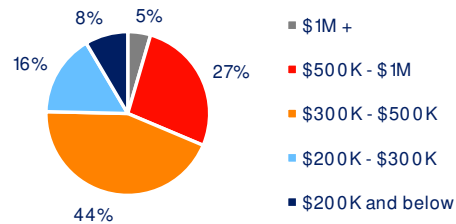
  

2029 Demographic Projections	1-Mile Radius	3-Mile Radius	5-Mile Radius	10-Min Drive
Projected Population	5,053	70,411	175,235	139,850
Projected Annual Growth Rate	1.4%	1.3%	1.8%	1.5%
Projected Total Growth Rate (5-Yr)	7.3%	6.9%	9.5%	7.5%

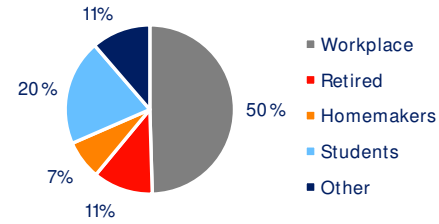
### 3-Mile Radius Section Detail



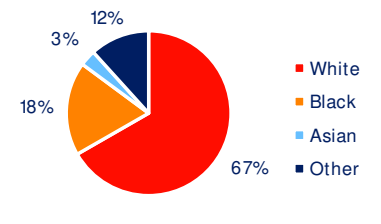
Household Income



Home Value



Daytime Population



Hispanic Origin: 8.2%  
Race

**BRIXMOR**