

# Granada Shoppes

Naples, FL

## Demographic Summary Report

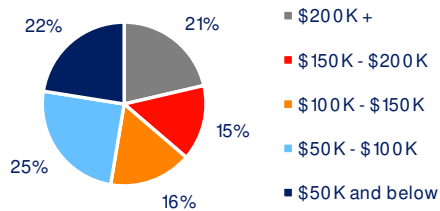
2020 Census, 2024 Estimates & 2029 Projections  
Source: Synergos Technologies, Inc

Current Year Demographics	1-Mile Radius	3-Mile Radius	5-Mile Radius	10-Min Drive
Current Population	5,065	44,717	100,035	76,441
Total Daytime Population	10,641	60,273	135,147	118,133
Workplace Population	6,338	27,090	58,358	55,575
Average Household Income	\$140,105	\$182,016	\$164,777	\$173,698
Median Household Income	\$86,657	\$107,612	\$99,914	\$100,881
Total Households	2,253	21,501	48,090	37,192
Median Home Value	\$791,824	\$746,425	\$730,191	\$720,735
College (4+)	45.8%	55.4%	52.4%	52.4%
Total Consumer Spending/Capita (Weekly)	\$476	\$490	\$482	\$486
% of Households with Children	15.0%	14.3%	15.1%	13.6%

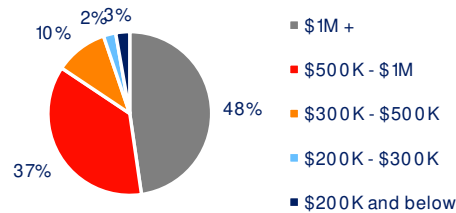
### 2029 Demographic Projections

Projected Population	4,672	43,636	98,834	74,708
Projected Annual Growth Rate	-1.6%	-0.5%	-0.2%	-0.5%
Projected Total Growth Rate (5-Yr)	-7.8%	-2.4%	-1.2%	-2.3%

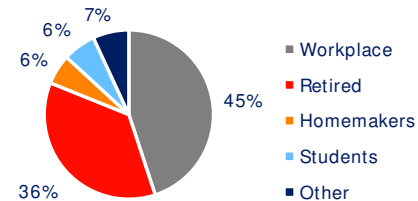
### 3-Mile Radius Section Detail



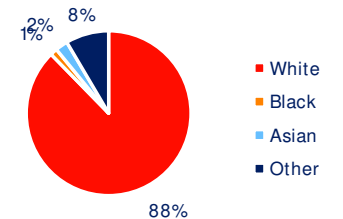
Household Income



Home Value



Daytime Population



Hispanic Origin: 9.9%  
Race