

Grand Central Plaza

📍 Parkersburg, WV

Demographic Summary Report

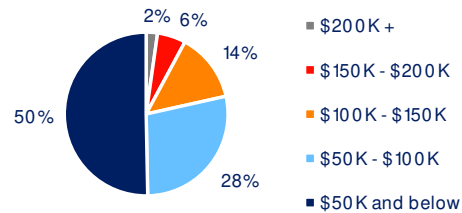
2020 Census, 2024 Estimates & 2029 Projections
Source: Synergos Technologies, Inc

Current Year Demographics	1-Mile Radius	3-Mile Radius	5-Mile Radius	10-Min Drive
Current Population	4,797	37,901	58,536	47,592
Total Daytime Population	6,268	45,389	70,158	60,331
Workplace Population	3,616	21,009	28,935	26,158
Average Household Income	\$58,523	\$70,442	\$71,577	\$70,172
Median Household Income	\$46,028	\$49,660	\$50,396	\$49,108
Total Households	2,301	17,069	25,891	21,196
Median Home Value	\$143,696	\$151,026	\$151,951	\$148,991
College (4+)	15.0%	21.7%	20.8%	20.6%
Total Consumer Spending/Capita (Weekly)	\$407	\$416	\$418	\$410
% of Households with Children	15.6%	20.2%	21.8%	21.8%

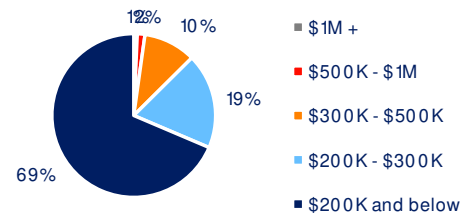
2029 Demographic Projections

Projected Population	4,822	37,550	57,928	47,135
Projected Annual Growth Rate	0.1%	-0.2%	-0.2%	-0.2%
Projected Total Growth Rate (5-Yr)	0.5%	-0.9%	-1.0%	-1.0%

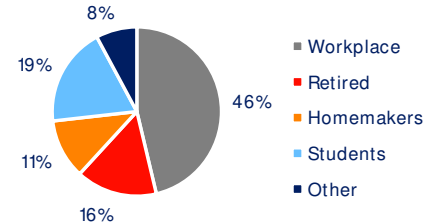
3-Mile Radius Section Detail



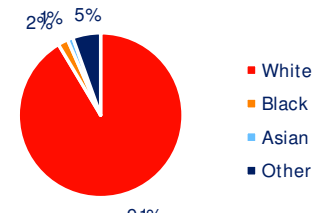
Household Income



Home Value



Daytime Population



Race

BRIXMOR®