

# Greentree Shopping Center

Columbus, OH

## Demographic Summary Report

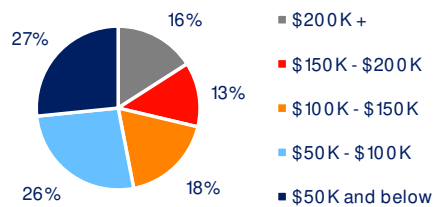
2020 Census, 2024 Estimates & 2029 Projections  
Source: Synergos Technologies, Inc

Current Year Demographics	1-Mile Radius	3-Mile Radius	5-Mile Radius	10-Min Drive
Current Population	15,400	97,621	290,201	134,181
Total Daytime Population	12,681	98,293	323,315	137,249
Workplace Population	5,494	43,949	143,614	62,974
Average Household Income	\$122,458	\$127,973	\$122,970	\$128,797
Median Household Income	\$76,569	\$92,962	\$88,587	\$91,649
Total Households	7,128	43,749	125,437	61,151
Median Home Value	\$407,866	\$442,327	\$412,317	\$446,458
College (4+)	59.3%	63.5%	61.4%	64.6%
Total Consumer Spending/Capita (Weekly)	\$460	\$466	\$457	\$462
% of Households with Children	23.6%	25.5%	24.3%	24.4%

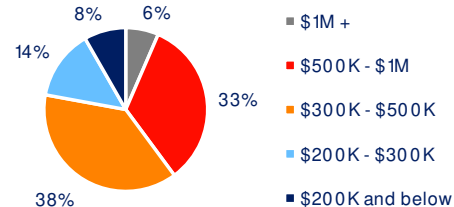
### 2029 Demographic Projections

Projected Population	15,367	97,723	292,329	134,115
Projected Annual Growth Rate	0.0%	0.0%	0.1%	0.0%
Projected Total Growth Rate (5-Yr)	-0.2%	0.1%	0.7%	0.0%

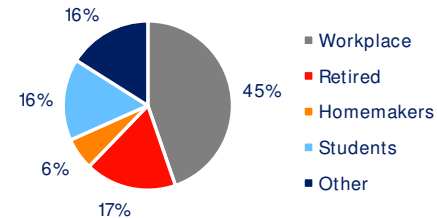
### 3-Mile Radius Section Detail



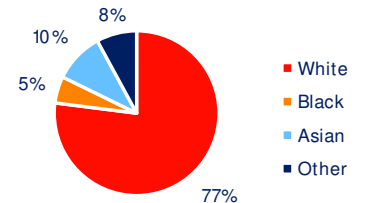
Household Income



Home Value



Daytime Population



Hispanic Origin: 4.6%  
Race

**BRIXMOR®**