

# Hamilton Plaza

Hamilton, NJ

## Demographic Summary Report

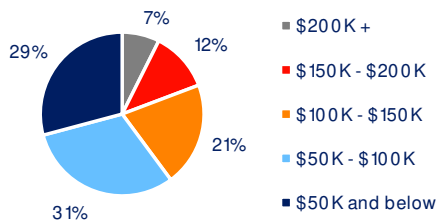
2020 Census, 2024 Estimates & 2029 Projections  
Source: Synergos Technologies, Inc

Current Year Demographics	1-Mile Radius	3-Mile Radius	5-Mile Radius	10-Min Drive
Current Population	10,899	119,902	227,626	192,621
Total Daytime Population	11,150	102,522	253,982	212,731
Workplace Population	6,033	37,346	105,407	97,573
Average Household Income	\$98,875	\$107,112	\$106,521	\$107,245
Median Household Income	\$84,402	\$83,077	\$81,720	\$82,995
Total Households	5,030	43,256	82,634	69,601
Median Home Value	\$392,742	\$373,892	\$383,320	\$386,675
College (4+)	32.2%	26.7%	30.8%	30.4%
Total Consumer Spending/Capita (Weekly)	\$509	\$495	\$498	\$505
% of Households with Children	17.8%	27.3%	27.8%	27.2%

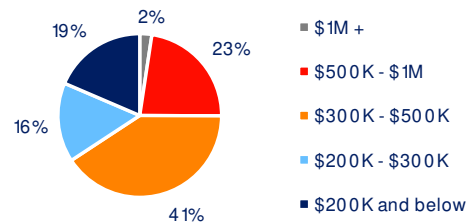
### 2029 Demographic Projections

Projected Population	11,060	121,931	231,425	195,920
Projected Annual Growth Rate	0.3%	0.3%	0.3%	0.3%
Projected Total Growth Rate (5-Yr)	1.5%	1.7%	1.7%	1.7%

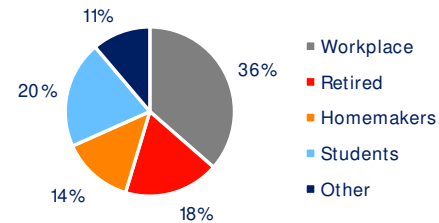
### 3-Mile Radius Section Detail



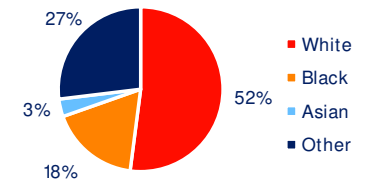
Household Income



Home Value



Daytime Population



Race  
Hispanic Origin: 32.5%

