

Hampton Village Centre

Rochester Hills, MI

Demographic Summary Report

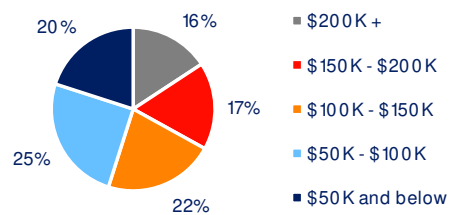
2020 Census, 2024 Estimates & 2029 Projections
Source: Synergos Technologies, Inc

Current Year Demographics	1-Mile Radius	3-Mile Radius	5-Mile Radius	10-Min Drive
Current Population	10,056	66,980	196,588	119,838
Total Daytime Population	11,010	69,399	240,222	128,571
Workplace Population	4,477	32,874	94,222	56,534
Average Household Income	\$128,004	\$132,889	\$136,850	\$134,285
Median Household Income	\$108,940	\$109,443	\$107,508	\$104,852
Total Households	4,021	26,772	75,460	48,220
Median Home Value	\$407,380	\$403,130	\$426,204	\$418,585
College (4+)	62.9%	54.6%	53.9%	54.0%
Total Consumer Spending/Capita (Weekly)	\$458	\$464	\$466	\$464
% of Households with Children	29.1%	28.2%	28.5%	27.4%

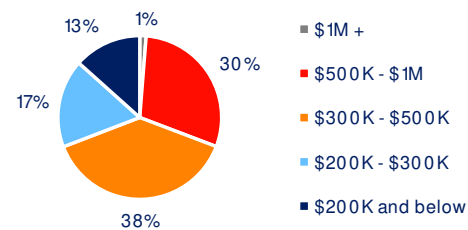
2029 Demographic Projections

Projected Population	10,571	69,764	204,218	124,697
Projected Annual Growth Rate	1.0%	0.8%	0.8%	0.8%
Projected Total Growth Rate (5-Yr)	5.1%	4.2%	3.9%	4.1%

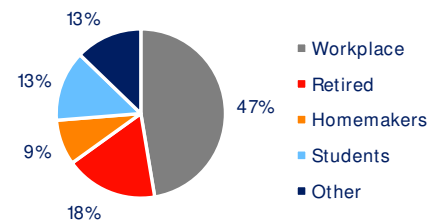
3-Mile Radius Section Detail



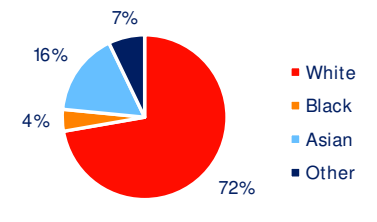
Household Income



Home Value



Daytime Population



Hispanic Origin: 4%
Race

BRIXMOR