

Hearthstone Corners

Houston, TX

Demographic Summary Report

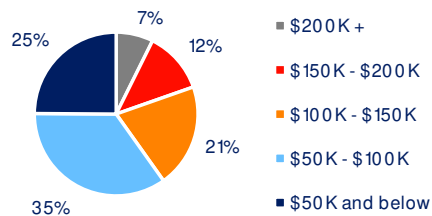
2020 Census, 2024 Estimates & 2029 Projections
Source: Synergos Technologies, Inc

Current Year Demographics	1-Mile Radius	3-Mile Radius	5-Mile Radius	10-Min Drive
Current Population	21,037	143,342	316,118	202,967
Total Daytime Population	15,653	121,519	277,862	178,525
Workplace Population	5,763	38,677	93,810	63,622
Average Household Income	\$92,794	\$106,673	\$112,522	\$111,212
Median Household Income	\$78,470	\$82,918	\$88,752	\$85,342
Total Households	7,358	47,884	104,041	68,269
Median Home Value	\$283,227	\$285,053	\$297,039	\$294,071
College (4+)	27.7%	32.4%	33.9%	34.2%
Total Consumer Spending/Capita (Weekly)	\$419	\$429	\$432	\$424
% of Households with Children	35.4%	36.7%	37.5%	36.4%

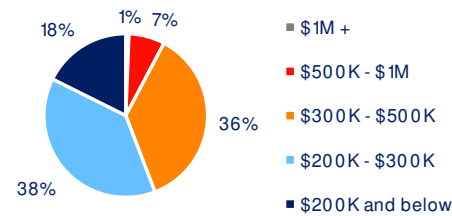
2029 Demographic Projections

Projected Population	21,795	147,066	334,022	209,252
Projected Annual Growth Rate	0.7%	0.5%	1.1%	0.6%
Projected Total Growth Rate (5-Yr)	3.6%	2.6%	5.7%	3.1%

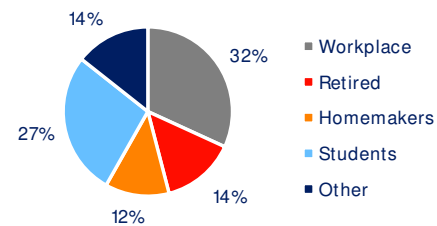
3-Mile Radius Section Detail



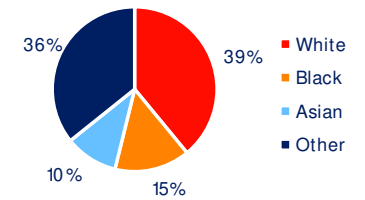
Household Income



Home Value



Daytime Population



Hispanic Origin: 44.3%

Race