

High Point Centre

Lombard, IL

Demographic Summary Report

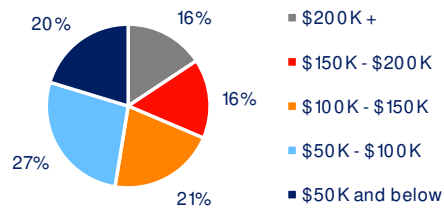
2020 Census, 2024 Estimates & 2029 Projections
Source: Synergos Technologies, Inc

Current Year Demographics	1-Mile Radius	3-Mile Radius	5-Mile Radius	10-Min Drive
Current Population	10,820	101,618	268,907	227,927
Total Daytime Population	18,182	161,831	434,587	389,371
Workplace Population	8,718	100,214	219,954	195,358
Average Household Income	\$128,091	\$135,261	\$155,120	\$149,971
Median Household Income	\$99,346	\$105,495	\$110,698	\$108,240
Total Households	4,201	39,783	101,730	86,928
Median Home Value	\$384,237	\$415,847	\$461,652	\$445,168
College (4+)	51.7%	51.3%	53.8%	53.4%
Total Consumer Spending/Capita (Weekly)	\$495	\$497	\$504	\$491
% of Households with Children	25.0%	27.7%	29.8%	28.6%

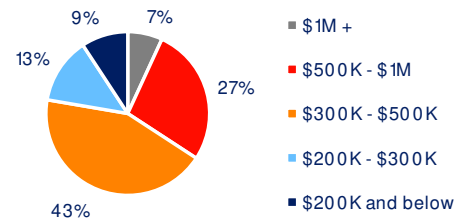
2029 Demographic Projections

Projected Population	11,124	103,491	271,473	230,125
Projected Annual Growth Rate	0.6%	0.4%	0.2%	0.2%
Projected Total Growth Rate (5-Yr)	2.8%	1.8%	1.0%	1.0%

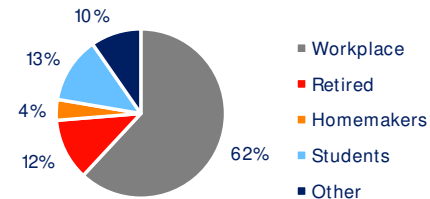
3-Mile Radius Section Detail



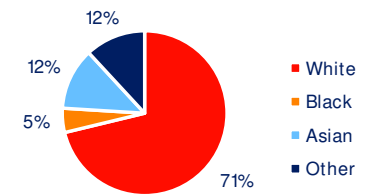
Household Income



Home Value



Daytime Population



Hispanic Origin: 11.8%
Race

BRIXMOR®