

Highland Village Town Center

Highland Village, TX

Demographic Summary Report

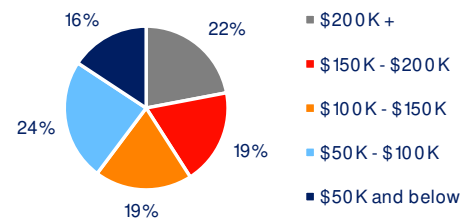
2020 Census, 2024 Estimates & 2029 Projections
Source: Synergos Technologies, Inc

Current Year Demographics	1-Mile Radius	3-Mile Radius	5-Mile Radius	10-Min Drive
Current Population	11,872	79,798	193,741	111,303
Total Daytime Population	13,413	82,376	191,445	116,856
Workplace Population	4,231	32,303	69,088	49,003
Average Household Income	\$174,830	\$154,156	\$155,074	\$151,088
Median Household Income	\$156,895	\$124,432	\$123,857	\$121,048
Total Households	3,907	28,587	66,533	38,923
Median Home Value	\$580,602	\$530,630	\$526,810	\$518,269
College (4+)	53.4%	50.0%	49.4%	47.5%
Total Consumer Spending/Capita (Weekly)	\$493	\$476	\$474	\$484
% of Households with Children	41.2%	35.0%	38.5%	36.5%

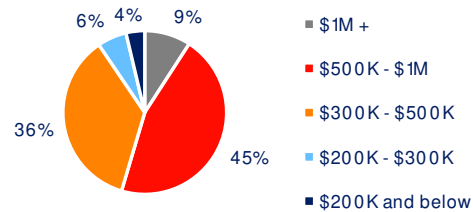
2029 Demographic Projections

Projected Population	11,993	80,474	195,380	112,783
Projected Annual Growth Rate	0.2%	0.2%	0.2%	0.3%
Projected Total Growth Rate (5-Yr)	1.0%	0.8%	0.8%	1.3%

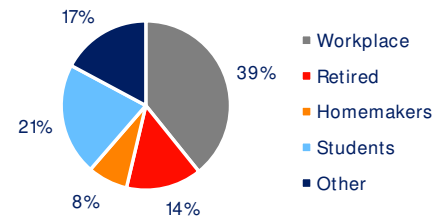
3-Mile Radius Section Detail



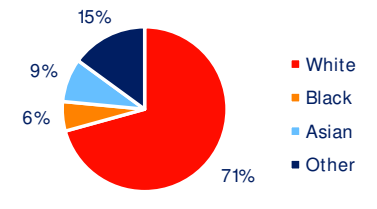
Household Income



Home Value



Daytime Population



Hispanic Origin: 15.5%
Race

BRIXMOR