

Highridge Plaza

Yonkers, NY

Demographic Summary Report

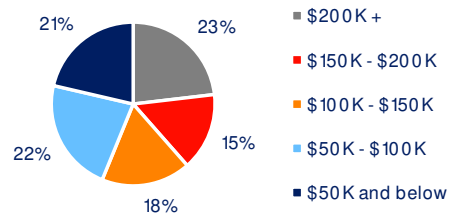
2020 Census, 2024 Estimates & 2029 Projections
Source: Synergos Technologies, Inc

Current Year Demographics	1-Mile Radius	3-Mile Radius	5-Mile Radius	10-Min Drive
Current Population	19,768	190,157	546,781	525,304
Total Daytime Population	19,518	165,286	467,075	453,679
Workplace Population	6,200	48,333	132,794	132,801
Average Household Income	\$147,108	\$174,925	\$162,151	\$145,464
Median Household Income	\$114,993	\$116,111	\$101,350	\$92,524
Total Households	8,097	73,336	202,453	196,749
Median Home Value	\$658,570	\$677,706	\$674,061	\$640,195
College (4+)	49.5%	50.7%	44.8%	42.2%
Total Consumer Spending/Capita (Weekly)	\$608	\$603	\$588	\$604
% of Households with Children	24.7%	27.6%	29.1%	28.5%

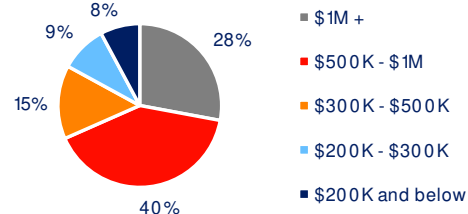
2029 Demographic Projections

Projected Population	19,580	190,282	551,852	526,349
Projected Annual Growth Rate	-0.2%	0.0%	0.2%	0.0%
Projected Total Growth Rate (5-Yr)	-1.0%	0.1%	0.9%	0.2%

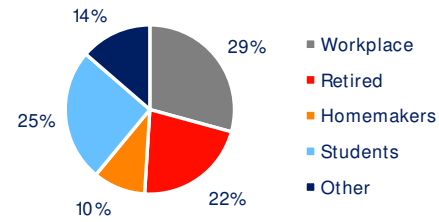
3-Mile Radius Section Detail



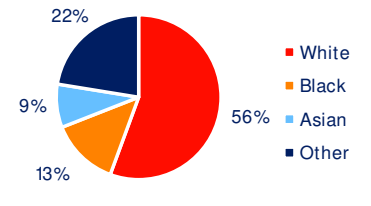
Household Income



Home Value



Daytime Population



Race
Hispanic Origin: 24.5%

BRIXMOR