

Hillcrest Market Place

Spartanburg, SC

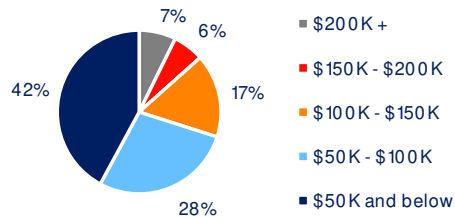
Demographic Summary Report

2020 Census, 2024 Estimates & 2029 Projections
Source: Synergos Technologies, Inc

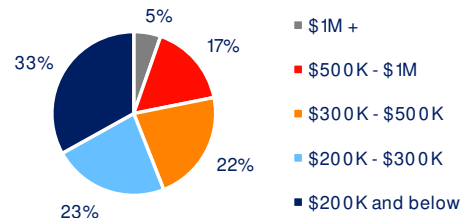
Current Year Demographics	1-Mile Radius	3-Mile Radius	5-Mile Radius	10-Min Drive
Current Population	5,595	34,768	74,667	59,067
Total Daytime Population	9,607	58,462	113,259	94,172
Workplace Population	5,204	32,390	55,957	49,342
Average Household Income	\$89,377	\$88,485	\$75,594	\$75,927
Median Household Income	\$64,320	\$60,189	\$52,679	\$52,318
Total Households	2,626	14,719	30,203	24,236
Median Home Value	\$298,098	\$266,694	\$225,604	\$223,243
College (4+)	43.9%	39.1%	27.8%	29.4%
Total Consumer Spending/Capita (Weekly)	\$400	\$399	\$389	\$406
% of Households with Children	18.9%	22.2%	25.1%	24.2%

2029 Demographic Projections	1-Mile Radius	3-Mile Radius	5-Mile Radius	10-Min Drive
Projected Population	5,434	33,751	72,834	57,282
Projected Annual Growth Rate	-0.6%	-0.6%	-0.5%	-0.6%
Projected Total Growth Rate (5-Yr)	-2.9%	-2.9%	-2.5%	-3.0%

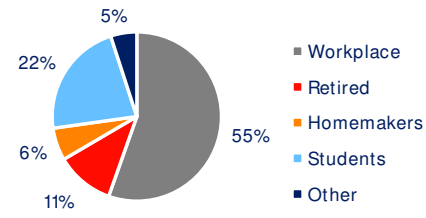
3-Mile Radius Section Detail



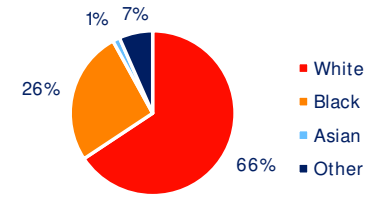
Household Income



Home Value



Daytime Population



Hispanic Origin: 5%
Race

BRIXMOR