

Sun Ray Shopping Center

St. Paul, MN

Demographic Summary Report

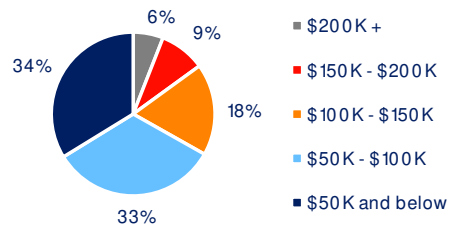
2020 Census, 2024 Estimates & 2029 Projections
Source: Synergos Technologies, Inc

Current Year Demographics	1-Mile Radius	3-Mile Radius	5-Mile Radius	10-Min Drive
Current Population	14,651	105,776	271,391	339,107
Total Daytime Population	9,771	89,426	320,940	422,126
Workplace Population	2,675	29,258	150,234	194,418
Average Household Income	\$80,054	\$90,732	\$99,153	\$102,941
Median Household Income	\$62,735	\$70,499	\$77,222	\$77,061
Total Households	5,452	37,206	101,405	128,955
Median Home Value	\$273,872	\$276,525	\$306,456	\$310,268
College (4+)	28.4%	27.2%	33.4%	37.7%
Total Consumer Spending/Capita (Weekly)	\$477	\$483	\$491	\$483
% of Households with Children	27.8%	30.7%	27.9%	27.2%

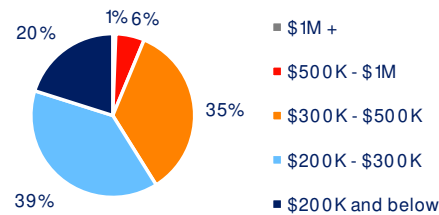
2029 Demographic Projections

Projected Population	15,358	106,838	276,180	352,985
Projected Annual Growth Rate	0.9%	0.2%	0.4%	0.8%
Projected Total Growth Rate (5-Yr)	4.8%	1.0%	1.8%	4.1%

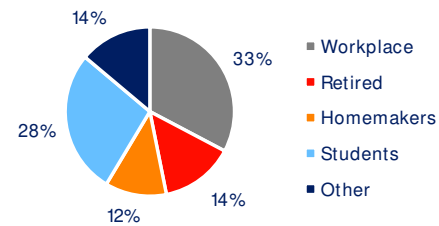
3-Mile Radius Section Detail



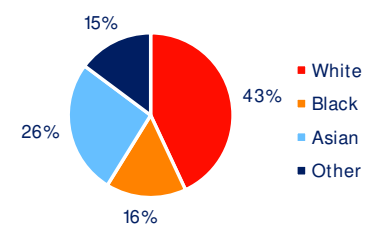
Household Income



Home Value



Daytime Population



Race
Hispanic Origin: 11.9%

BRIXMOR®