

# Kings Market

Roswell, GA

## Demographic Summary Report

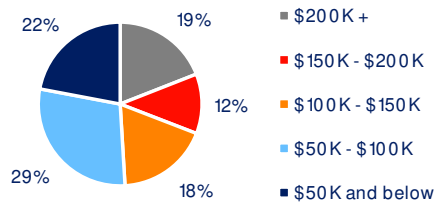
2020 Census, 2024 Estimates & 2029 Projections  
Source: Synergos Technologies, Inc

Current Year Demographics	1-Mile Radius	3-Mile Radius	5-Mile Radius	10-Min Drive
Current Population	13,803	76,544	198,645	150,809
Total Daytime Population	10,680	87,372	223,664	192,380
Workplace Population	3,736	40,404	94,464	90,381
Average Household Income	\$110,146	\$138,733	\$164,775	\$145,773
Median Household Income	\$77,554	\$98,053	\$118,547	\$105,622
Total Households	5,651	32,496	79,759	63,738
Median Home Value	\$511,111	\$597,862	\$704,912	\$637,804
College (4+)	46.5%	57.1%	65.6%	62.4%
Total Consumer Spending/Capita (Weekly)	\$436	\$455	\$472	\$443
% of Households with Children	27.5%	26.2%	29.1%	26.6%

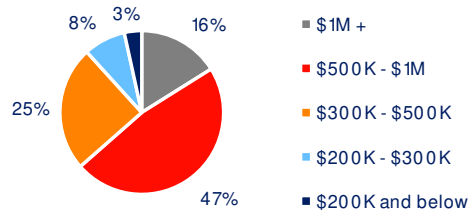
### 2029 Demographic Projections

Projected Population	13,717	76,407	199,754	151,981
Projected Annual Growth Rate	-0.1%	0.0%	0.1%	0.2%
Projected Total Growth Rate (5-Yr)	-0.6%	-0.2%	0.6%	0.8%

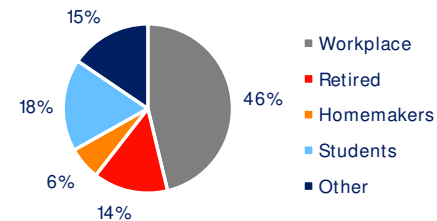
### 3-Mile Radius Section Detail



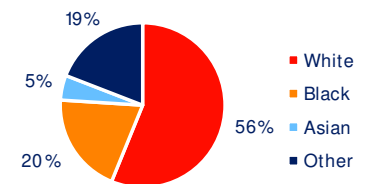
Household Income



Home Value



Daytime Population



Hispanic Origin: 18.3%  
Race

