

Northside

Dalton, GA

Demographic Summary Report

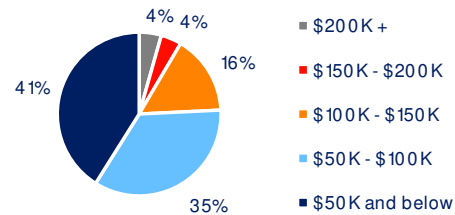
2020 Census, 2024 Estimates & 2029 Projections
Source: Synergos Technologies, Inc

Current Year Demographics	1-Mile Radius	3-Mile Radius	5-Mile Radius	10-Min Drive
Current Population	4,241	40,436	65,714	57,369
Total Daytime Population	10,366	59,484	86,633	78,633
Workplace Population	5,865	30,169	38,356	35,799
Average Household Income	\$69,680	\$79,227	\$82,833	\$83,981
Median Household Income	\$65,646	\$59,460	\$61,359	\$61,967
Total Households	1,489	13,996	22,721	19,944
Median Home Value	\$236,755	\$247,395	\$252,195	\$255,625
College (4+)	18.9%	18.1%	18.6%	19.1%
Total Consumer Spending/Capita (Weekly)	\$400	\$402	\$406	\$399
% of Households with Children	31.4%	34.4%	34.4%	33.7%

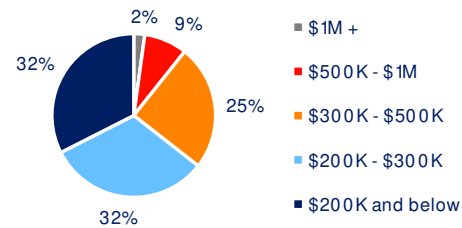
2029 Demographic Projections

Projected Population	4,416	42,049	68,497	59,812
Projected Annual Growth Rate	0.8%	0.8%	0.8%	0.8%
Projected Total Growth Rate (5-Yr)	4.1%	4.0%	4.2%	4.3%

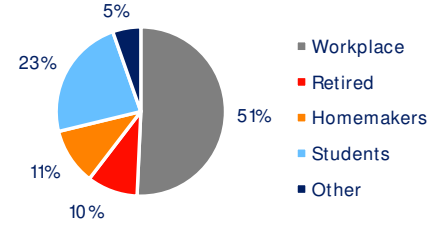
3-Mile Radius Section Detail



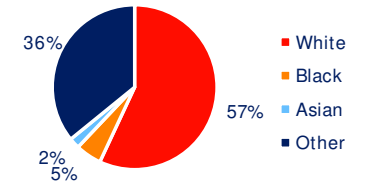
Household Income



Home Value



Daytime Population



Hispanic Origin: 52.4%
Race

BRIXMOR