

# Rose Pavilion

Pleasanton, CA

## Demographic Summary Report

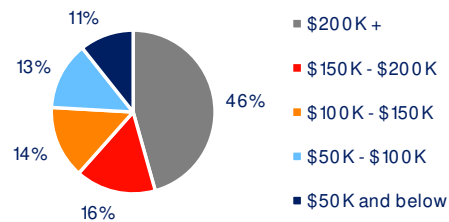
2020 Census, 2024 Estimates & 2029 Projections  
Source: Synergos Technologies, Inc

Current Year Demographics	1-Mile Radius	3-Mile Radius	5-Mile Radius	10-Min Drive
Current Population	23,523	114,591	196,834	219,876
Total Daytime Population	25,706	143,450	229,466	264,074
Workplace Population	13,018	68,951	94,376	116,345
Average Household Income	\$207,203	\$228,156	\$234,546	\$222,931
Median Household Income	\$174,337	\$184,221	\$189,740	\$178,820
Total Households	8,276	39,111	66,684	75,475
Median Home Value	\$1,479,192	\$1,530,608	\$1,508,542	\$1,472,042
College (4+)	69.8%	68.4%	67.0%	63.3%
Total Consumer Spending/Capita (Weekly)	\$579	\$592	\$596	\$594
% of Households with Children	41.9%	41.7%	41.1%	39.3%

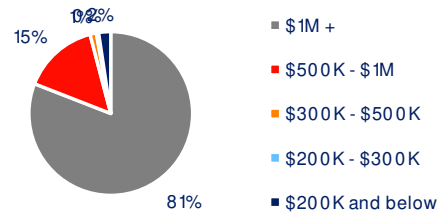
### 2029 Demographic Projections

Projected Population	23,601	114,935	198,768	221,746
Projected Annual Growth Rate	0.1%	0.1%	0.2%	0.2%
Projected Total Growth Rate (5-Yr)	0.3%	0.3%	1.0%	0.9%

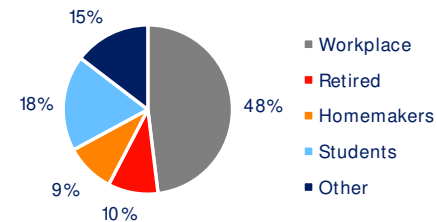
### 3-Mile Radius Section Detail



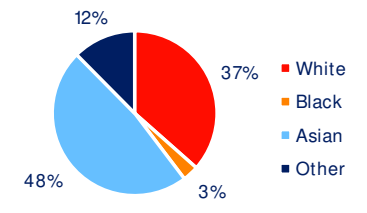
Household Income



Home Value



Daytime Population



Race  
Hispanic Origin: 10.7%

**BRIXMOR®**