

LaCenterra at Cinco Ranch

Katy, TX

Demographic Summary Report

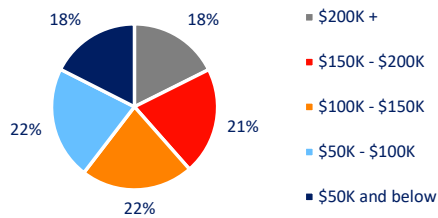
2020 Census, 2024 Estimates & 2029 Projections
Source: Synergos Technologies, Inc

Current Year Demographics	1-Mile Radius	3-Mile Radius	5-Mile Radius	10-Min Drive
Current Population	11,988	129,966	315,097	282,409
Total Daytime Population	17,266	110,181	270,927	247,951
Workplace Population	5,998	27,786	73,038	68,963
Average Household Income	\$183,565	\$152,471	\$147,226	\$145,113
Median Household Income	\$156,148	\$122,129	\$121,166	\$120,463
Total Households	4,063	43,206	102,490	91,931
Median Home Value	\$456,921	\$447,950	\$442,082	\$435,525
College (4+)	72.0%	60.6%	57.3%	57.3%
Total Consumer Spending/Capita (Weekly)	\$473	\$458	\$458	\$457
% of Households with Children	46.2%	44.4%	45.8%	46.0%

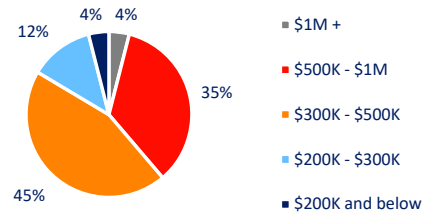
2029 Demographic Projections

Projected Population	13,047	137,796	353,465	315,886
Projected Annual Growth Rate	1.7%	1.2%	2.3%	2.3%
Projected Total Growth Rate (5-Yr)	8.1%	5.7%	10.9%	10.6%

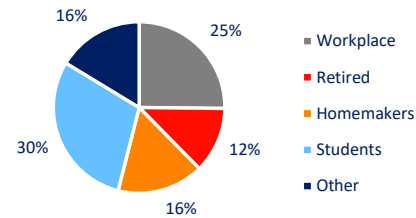
3-Mile Radius Section Detail



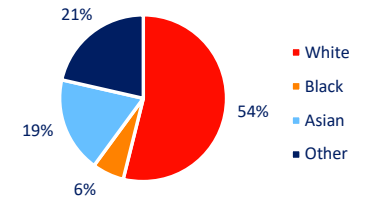
Household Income



Home Value



Daytime Population



Race

BRIXMOR[®]