

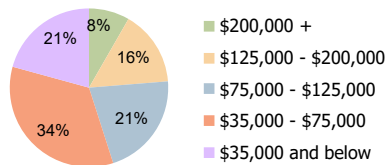
Atlantic Plaza Satellite Beach, FL	1 Mile Radius	3 Mile Radius	5 Mile Radius
---------------------------------------	---------------	---------------	---------------

Current Year Demographics

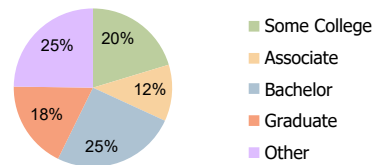
Current Population	6,781	24,804	59,995
Total Daytime Pop	5,278	20,169	56,735
Workplace Pop	1,672	6,025	20,310
Average Household Income	\$87,973	\$96,940	\$81,564
Average Disposable Income	\$73,799	\$77,739	\$66,631
Total Households	2,900	10,934	26,727
Median Home Value	\$497,171	\$508,944	\$397,502
College (4+)	39.3%	43.4%	36.5%
Total Consumer Spending/Capita (Weekly)	\$355	\$362	\$349
Population per Household	2.13	2.01	2.47
% of Households with Children	29.9%	24.8%	22.0%

2024 Demographic Projections

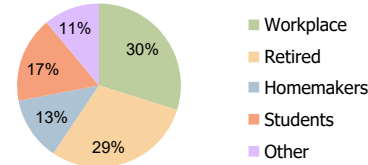
Projected Population	7,032	25,574	62,607
Projected 5 Year Annual Growth Rate (Pop)	0.7%	0.6%	0.9%



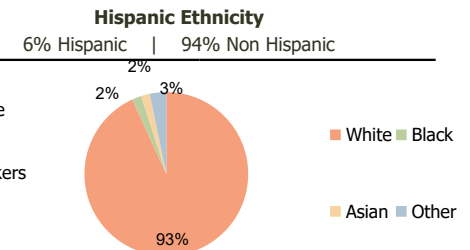
Household Income (3 Mile Radius)



Education (3 Mile Radius)



Daytime Population (3 Mile Radius)



Race (3 Mile Radius)



Demographic Summary Report

2000, 2010 Census, 2019 Estimates & 2024 Projections
 Calculated using TAS Retrieval

Atlantic Plaza Satellite Beach, FL		1 Mile Radius	3 Mile Radius	5 Mile Radius
Population	Current Estimated Population	6,781	24,804	59,995
	2010 Census Population	6,359	23,789	56,360
	2000 Census Population	7,638	26,035	58,666
	Historical Annual Growth 2000 to 2010	-1.8%	-0.9%	-0.4%
	Estimated Annual Growth 2010 to 2019	0.7%	0.4%	0.7%
	Projected Annual Growth 2019 to 2024	0.7%	0.6%	0.9%
Ethnic	Hispanic or Latino Population	7%	6%	7%
	Non Hispanic or Latino Population	93%	94%	93%
Race	White	91.8%	93.2%	89.6%
	Black or African American	3.0%	1.8%	4.1%
	Asian & Pacific Islander	1.8%	1.7%	2.1%
	Other Races	3.4%	3.3%	4.3%

