

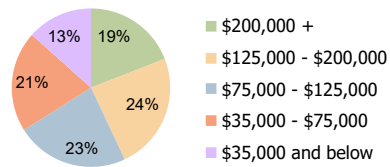
Barn Plaza Doylestown, PA	1 Mile Radius	3 Mile Radius	5 Mile Radius
------------------------------	---------------	---------------	---------------

Current Year Demographics

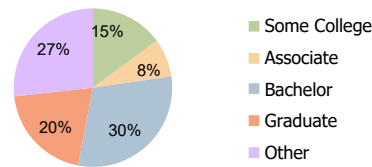
Current Population	3,886	46,867	113,113
Total Daytime Pop	6,164	58,775	122,866
Workplace Pop	2,465	31,143	61,030
Average Household Income	\$137,671	\$133,483	\$128,551
Average Disposable Income	\$108,831	\$103,421	\$98,353
Total Households	1,122	16,180	40,849
Median Home Value	\$570,708	\$498,296	\$451,915
College (4+)	40.9%	50.5%	49.6%
Total Consumer Spending/Capita (Weekly)	\$441	\$435	\$429
Population per Household	2.13	2.01	2.47
% of Households with Children	27.7%	32.6%	30.9%

2024 Demographic Projections

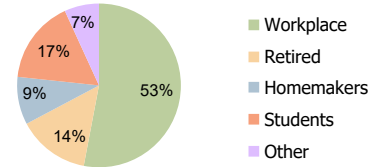
Projected Population	3,876	47,318	114,806
Projected 5 Year Annual Growth Rate (Pop)	0.0%	0.2%	0.3%



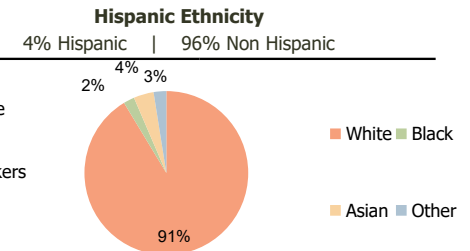
Household Income (3 Mile Radius)



Education (3 Mile Radius)



Daytime Population (3 Mile Radius)



Race (3 Mile Radius)



Demographic Summary Report

2000, 2010 Census, 2019 Estimates & 2024 Projections
 Calculated using TAS Retrieval

Barn Plaza Doylestown, PA		1 Mile Radius	3 Mile Radius	5 Mile Radius
Population	Current Estimated Population	3,886	46,867	113,113
	2010 Census Population	3,870	45,540	110,084
	2000 Census Population	3,480	39,202	96,382
	Historical Annual Growth 2000 to 2010	1.1%	1.5%	1.3%
	Estimated Annual Growth 2010 to 2019	0.0%	0.3%	0.3%
	Projected Annual Growth 2019 to 2024	0.0%	0.2%	0.3%
Ethnic	Hispanic or Latino Population	3%	4%	3%
	Non Hispanic or Latino Population	97%	96%	97%
Race	White	90.8%	91.4%	91.7%
	Black or African American	4.7%	2.2%	1.8%
	Asian & Pacific Islander	1.9%	4.0%	4.3%
	Other Races	2.6%	2.5%	2.2%

