



Demographic Summary Report

2000, 2010 Census, 2019 Estimates & 2024 Projections
 Calculated using TAS Retrieval

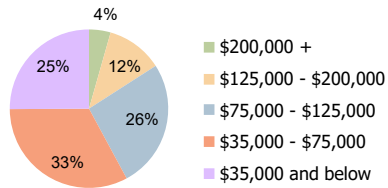
Belfair Towne Village Bluffton, SC	1 Mile Radius	3 Mile Radius	5 Mile Radius
---------------------------------------	---------------	---------------	---------------

Current Year Demographics

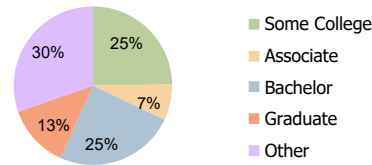
Current Population	6,255	26,554	44,756
Total Daytime Pop	8,976	27,975	42,750
Workplace Pop	5,128	11,557	15,383
Average Household Income	\$78,963	\$81,827	\$91,143
Average Disposable Income	\$61,543	\$65,801	\$71,156
Total Households	2,386	9,650	16,461
Median Home Value	\$318,716	\$339,956	\$371,027
College (4+)	39.8%	37.6%	41.5%
Total Consumer Spending/Capita (Weekly)	\$349	\$354	\$362
Population per Household	2.13	2.01	2.47
% of Households with Children	31.0%	32.2%	31.1%

2024 Demographic Projections

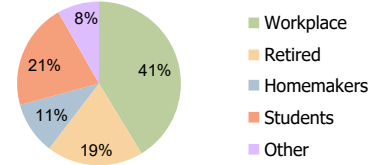
Projected Population	7,122	30,395	51,704
Projected 5 Year Annual Growth Rate (Pop)	2.6%	2.7%	2.9%



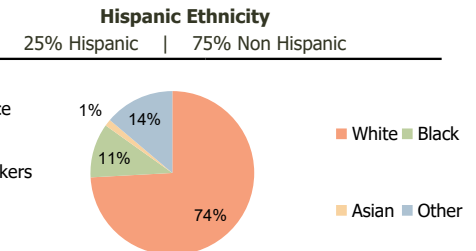
Household Income (3 Mile Radius)



Education (3 Mile Radius)



Daytime Population (3 Mile Radius)



Race (3 Mile Radius)



Demographic Summary Report

2000, 2010 Census, 2019 Estimates & 2024 Projections
 Calculated using TAS Retrieval

Belfair Towne Village Bluffton, SC		1 Mile Radius	3 Mile Radius	5 Mile Radius
Population	Current Estimated Population	6,255	26,554	44,756
	2010 Census Population	5,130	21,285	34,830
	2000 Census Population	2,215	8,521	13,554
	Historical Annual Growth 2000 to 2010	8.8%	9.6%	9.9%
	Estimated Annual Growth 2010 to 2019	2.1%	2.4%	2.7%
	Projected Annual Growth 2019 to 2024	2.6%	2.7%	2.9%
Ethnic	Hispanic or Latino Population	26%	25%	21%
	Non Hispanic or Latino Population	74%	75%	79%
Race	White	71.0%	74.1%	77.7%
	Black or African American	12.0%	10.7%	9.4%
	Asian & Pacific Islander	1.1%	1.3%	1.4%
	Other Races	15.9%	13.8%	11.5%

