

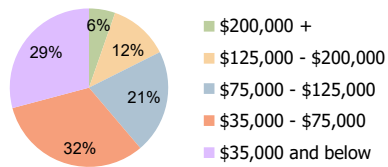
Beneva Village Shoppes Sarasota, FL	1 Mile Radius	3 Mile Radius	5 Mile Radius
--	---------------	---------------	---------------

Current Year Demographics

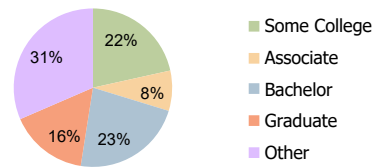
Current Population	10,545	74,414	143,913
Total Daytime Pop	9,669	80,244	155,488
Workplace Pop	4,215	36,482	68,525
Average Household Income	\$64,858	\$84,496	\$89,554
Average Disposable Income	\$56,598	\$67,548	\$70,453
Total Households	5,219	36,615	67,716
Median Home Value	\$398,636	\$444,547	\$454,415
College (4+)	31.9%	38.8%	38.7%
Total Consumer Spending/Capita (Weekly)	\$345	\$355	\$358
Population per Household	2.13	2.01	2.47
% of Households with Children	13.0%	16.1%	17.0%

2024 Demographic Projections

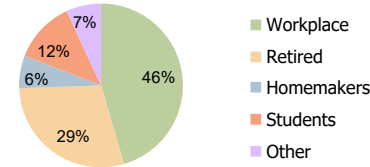
Projected Population	10,851	78,007	150,066
Projected 5 Year Annual Growth Rate (Pop)	0.6%	0.9%	0.8%



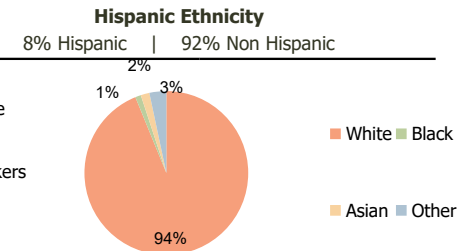
Household Income (3 Mile Radius)



Education (3 Mile Radius)



Daytime Population (3 Mile Radius)



Race (3 Mile Radius)



Demographic Summary Report

2000, 2010 Census, 2019 Estimates & 2024 Projections
 Calculated using TAS Retrieval

Beneva Village Shoppes Sarasota, FL		1 Mile Radius	3 Mile Radius	5 Mile Radius
Population	Current Estimated Population	10,545	74,414	143,913
	2010 Census Population	10,142	68,168	133,978
	2000 Census Population	10,621	68,243	131,088
	Historical Annual Growth 2000 to 2010	-0.5%	0.0%	0.2%
	Estimated Annual Growth 2010 to 2019	0.4%	0.9%	0.8%
	Projected Annual Growth 2019 to 2024	0.6%	0.9%	0.8%
Ethnic	Hispanic or Latino Population	9%	8%	9%
	Non Hispanic or Latino Population	91%	92%	91%
Race	White	93.8%	93.8%	93.1%
	Black or African American	1.4%	1.1%	1.6%
	Asian & Pacific Islander	1.3%	1.7%	1.7%
	Other Races	3.5%	3.3%	3.7%

